

Section 4A

Electrics

BT to Shovelhead and Ironhead

Advance Assembly	13
Alternator Kit	21-22
Battery Parts	41-44
Charging Kits	21-22
Coils & Covers	15-18
Distributor	18-20
Dyna S	15, 27
Generator Parts	36-40
Horns	7-9
Ignition Modules	26-27
Magneto Parts	13
Regulator & Parts	24-25
Solenoid	28
Spark Plugs & Wires	10-12
Starter Parts	30-35
Stators/Rotors	22-23
Switches	2-6
Tune Up Parts	13-14
Wiring	45-50

Ignition Switch



804

- PCP Description**
3996 Sportster 1975-77, FX 1973-76 (70124-75)
1156 FX models 1978-85, XL 1978-93, FXR 1982-93 (71425-77)
804 3-Way-left accessories, centre off, right accessories and ignition. Mounts thru 3/4" hole.

Electronic Ignition Switch

Heavy-duty FL/FXWG electronic ignition switch. 6 pole terminal pattern is adaptable to all models 1936-93. Includes two keys.

5498 71500-36A and 71501-73



FLH Ignition Switches

PCP	Years	Post	Dash
1213	1936-67	5	steel (71500-36A)
1383	1968-93	6	diecast (71501-73)

Ignition Switch Covers

Mirage top forward hinged switch cover. Fits dash-mounted ignition switch cover for FL 1968-86 switch.

45124

Round Key Ignition Switch

Each switch includes a round key set.

PCP	Application
28245	1973-95 6-post contact
28246	1973-95 6-post electronic
28247	1936-72 5-post contact



3394



Chrome Ignition Switch Cover

Fits Sportster® 1972-87 and replaces 71510-72A.

3394

Stock FXE Key Switch Mount Bracket

Replaces OEM 69024-77. Stock on all 1977-on twins.

1916



Barrel Key Ignition Switch

Includes round keys and features two position activation with a positive indent to retain key in the off position. Fits FX 1975-85, FXR 1982-93 and Sportsters 1979-93.

- 28210** Start w/lights on (71428-90A)
28211 Start w/lights off (71427-94)

Chrome Key Switch Plate Mounts


- 2247** Universal mounts (3/4" hole)
1293 Locates switch on transmission cover forward of kicker arm (3/4" hole)

Key Switch Spacers

Spacers allow switch height to be adjusted when installing dash cover on FL type dash assemblies. (10 pack)

13598 Spacer .040"

Switches



Neutral Switches

OEM type replaces the following on FLH-FX models 1959-on.

PCP	OEM	Type	Application
289	33900-59	Stud	1959-64, L1973-E79, all BT 5 speed 1979-98
1241	71507-71	Blade	1971-78
1243	71507-65	Screw	1965-73
28101	33901-79	Plunger	4 Speed 1979-84



Accel® Hydraulic Brake Switches

Top-quality Accel rear brake light switches for most models. They feature heavy-duty contacts and brass terminals.

PCP	Fits
5673	1951-73 ServiCar and 1958-70 FL (72002-51)
5674	All BT models 1971-07 (except 1973-77 FX) and all XL models 1979-03 (flag type) (72023-51A)



Vacuum Switch Assembly

PCP	Description
66408	1983-85 XL, XLS, XLX, 84-90 FXR (26557-83)

Chrome Rear Stop Light Switches

Chromed mechanical stop light switches feature steel construction, support plates and chrome plating. Ideal for replacing worn-out stock parts or when building a ground-up project.

PCP	Fits
4860	FX, FXE, FXS 1973-77 push-off style (72005-73A)
17204	XL models 1975-78 pull-on style (72004-75)
2177	BT models 1937-67 pull-on style (72003-34T)
2176	Sportster® 1967-74 push-off style (72004-70T)
17202	Sportster® and K models 1952-66 push-off style (72004-52)
20111	XLCH 1958-69 push type kit
19098	Black, BT 1934-57 (72003-34) (each)

Pull Springs for Above Switches (sold in 5 packs)

13199	1963-70 XLH-XLCH (40503-63)
13087	1975-76 XLH-XLCH (40521-75)



Replica Mechanical Brake Switch Kits

Fits FL 1941-57, EL 36-40, UL 39-48. Complete kits include switch, mount bolt spacer, gasket and related hardware. 5 Piece kit includes switch, spring, wire hook, clamp and pin.

PCP	Description
17189	Pull-type, black switch with parkerized components
17191	Black switch with parkerized components (5 Pc kit)
19197	Pull type chrome switch kit 1941-57 FL, 1939-40 EL





Oil Pressure Switches

USA-made oil pressure switches with precision calibrated heavy duty contacts, plastic insulator and a bright finish.

PCP	Fits
5670	XL and K 1954-1976 and BT 1972-83, FXWG 1980-84 (26552-72)
5671	XL from 1977-92 (26554-77)
28106	45 1939-68 (26550-38A)
28107	BT 74 & 80 1939-68 (26551-39A)
4447	Fitting XL 1957-76 (26420-57)



Switches



Circuit Breakers

Circuit breakers for most models.


PCP	Description
3334	30 amp 1978-83 FL, 1978-on FX, XL (74559-77)
3332	15 amp 1973-83 FL, FX-XL (74589-73)
3994	30 amp fits FL models 1970-72 (74586-70)
28285	20 amp with leads/mount 1971-72 FX (74594-71)
28292	30 amp breaker with leads
28286	Connector bar (74598-73)
28287	Connector bar (69999-77) (pair)
12580	Nylon lock nut 10/32 (7602) (25 pack)
3999	Circuit breaker mount clip 1973-on (9952) (5 pack)
13799	Rivets for above mount clip (8672) (50 pk)
17297	Circuit breaker bracket for 2 breakers
28284	Circuit breaker bracket for 3 breakers



Flashers

For turn indicator lights. 74" and XL


PCP	Volt	Description
28001	12	Round (68543-64A)
28003	12	Rectangular 1965-88 (68543-64A)
28007	12	Rectangular, plastic
17222	6	Round (68543-61A)
17223	12	Mount flasher



Hazard flasher or four flashing lights.

28004	12	Round (68543-64B)
-------	----	-------------------

Switches



Chrome Plated Switches for 1972-81

These are quality replacement switches just like the other switches on this page but feature a chrome finish.

- 17034** Run-Off rocker switch (each)
- 17035** Hi-Low rocker switch (each)
- 17036** Plain rocker switch (each)
- 17037** Long button cap (10 pack)
- 17038** Short button cap (10 pack)

Handlebar Control Switches

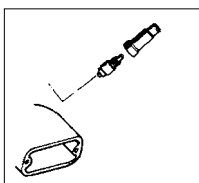
Fits Big Twin 1972-81 and Sportster® 1973-1981.

- | PCP | Description |
|--------------|---|
| 1345 | Switch: starter, horn, turn signal (71484-72A) (ea) |
| 17029 | Short button cap for starter (71534-72) (10 pk) |
| 17028 | Long button cap for turn signal (71535-72) (10 pk) |
| 1343 | Rocker switch "RUN-OFF" (72547-75A) (each) |
| 1344 | Rocker switch HI-LOW (71546-75A) (each) |
| 1405 | Rocker switch (plain) (71483-72) (each) |
| 1346 | Stoplight switch (72001-69B) (each) |

Rubber Stop Switch Caps

Caps protect the stop switch from moisture.

- | PCP | Application |
|--------------|-----------------------------------|
| 17030 | Front 1972-81 (27751-69P) (10 pk) |
| 17103 | Rear XL 1982-on (41642-82) (ea) |



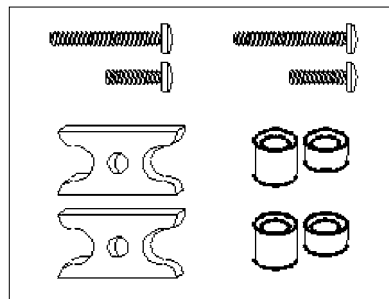
Replacement Switches 1972-81

Sold in 10 packs

- | PCP | OEM | Type |
|--------------|-----------|---------------|
| 17023 | 71546-75A | Rocker Hi-Lo |
| 17024 | 71547-75A | Rocker on-off |
| 17025 | 71484-72A | Starter-horn |
| 17026 | 72001-69B | Front brake |

Universal Switches

- 28280** On/Off toggle with leads & clamp
- 2246** Brake light with spring & clamp
- 28281** Dimmer/Horn combo
- 66400** Toggle switch, hazard FL/FLT, FLHS to 1988 (67843-70)
- 66401** Spot light toggle switch FL-FLT, FLHS to 1988 (67844-70)





Handlebar Switch Repair

Includes 4 screws, 2 retainer clips for button switches (71533-72), and 4 button black caps. 1972-1981.

- 1884** Kit
- 3472** Retainer clips only (71533-72) (10 pack)

Switches



Handlebar Button Switch

Use for horn and start switch. Stock on all models 1926-71. Fits any 1" handlebar. Replaces 71800-26A.

PCP	Type	Finish
1404	Horn	Chrome
17293	Horn	Chrome
17294	Horn	Parkerized
17295	Starter	Chrome (71800-70)
24513	SS Mounting screws (2626) (25 pack)	

Handlebar Dimmer and Directional Switches

Early style switches have cloth covered original style wiring, chrome housing and stainless screws.

PCP	Type	Position
28750	2 Wire horn (71800-26A)	-
28751	1 Wire horn (71800-26)	-
28752	Dimmer switch (74840-29)	2
28753	Directional switch (70058-50B)	3
17296	As above with side exit wires (70058-50B)	2




Handlebar Switch

Available in 2 or 3 position type beam. 3 Position type features "off" in the middle position and can be used for Hi/Low beam or turn signal. Stock on all models 1929-71. Fits any 1" handlebar.

PCP	Type	
1403	2 Position with wires	
17236	2 Position without wires	
17249	3 Position	
17265	3 Position with side exit wires	
24513	SS Mounting screws (2626) (25 pack)	

Horns



2174



19324



19326

Early Horns

- 19360 6 V Horn (no wings)
- 2174 12V Horn (no wings)
- 19047 Bracket Only (69003-42)

Horn Mounts

- | PCP | Description |
|-------|---|
| 19323 | Horn mount kit all models except VL 1936-41 |
| 19324 | Horn mount kit 1946-48 |
| 19326 | Horn mount kit 1949-54 |
| 19327 | Horn mount rubber 1936-41 |
| 19328 | Lower horn bracket 1936-45 |



19328



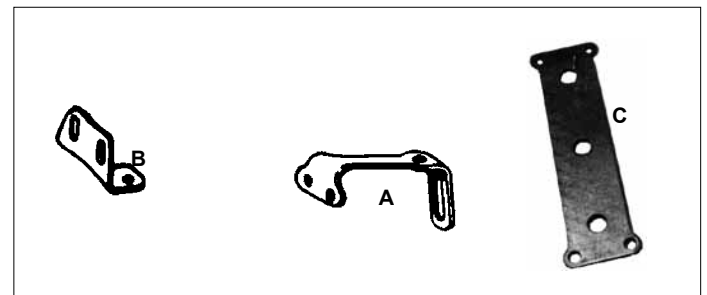
Headlamp & Horn Bracket Insulator Terminal Kit

Colony kit includes insulators, fender lamp wires, steel and brass hardware for headlamp bracket to fender light on BT 1945-48.
72096



Horn Terminal Plate 1942-46

Replaces 69037-42, on all Springer forks, neoprene.
72819



Horn Brackets

- | PCP | OEM | Years |
|-------|----------|----------------------|
| 19045 | 69130-36 | (A) Upper 1936-40 |
| 19058 | 69120-36 | (B) Lower 1936-45 |
| 19046 | 69120-45 | (B) Lower 1945-57 |
| 19047 | 69003-42 | (C) Rear strap (all) |

Horns



Classic Trumpet Horn Kits

Complete chrome trumpet horn assembly for antique restoration or custom applications. Fits HD Panhead and Shovelhead 1949-on.

- | PCP | Item |
|-------|--|
| 4353 | 12V B/T Horn kit |
| 4352 | 6V B/T Horn kit |
| 5151 | Horn pack (12V) |
| 5152 | Horn cover (69140-54) |
| 5153 | Horn bugle (69022-54) |
| 17006 | Renovation kit (includes trumpet screen, inner and outer rubber washers for cylinder stud, fibre bracket and hardware) |



Springer Type Electric Horn (4 3/4" dia.)

This vintage electric horn with chrome grill can be used on any 12 volt application. Universal 2-hole mounting bracket.

- | PCP | Item |
|-------|-------------------------|
| 28403 | 12 volt (69005-85T) |
| 2174 | 12 volt T/L (69005-85T) |



Springer Type Black Horn Cover

Features embossed wing design for early Springer type horns. Fits 1931-36 VL, 1936-48 UL, 1948 FL, 1936-52 WL and 1936-57 G.

45295



XL Left Side Horn Kit 1952-85

Kit includes bracket, hardware and chrome horn.

- | | |
|-------|----------|
| 59025 | 12 Volts |
| 59026 | 6 Volts |



Chrome Mini Horn

Horn is 65mm in diameter and has a single tab mount.

59054 12 Volt



Universal Horns

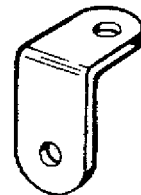
Horns feature chrome faces and a rear tab for easy mounting.

- | | |
|-------|------------------------------|
| 28216 | 12 Volt, 2 hole mounting tab |
| 28217 | 12 Volt, 1 hole mounting tab |


FLH Horn Bracket

Replaces 69131-68 on 1968-84 models.

Zinc
27331




Horns



Replica Horn Kits

Kits include bracket, horn and iso mount rubber stud.

PCP	Fits	Item
28438	1976-84 FL	Kit
28439	1976-84 FX	Kit includes horn cover as well.
28440	All models	Horn only



Horn Mount Bracket

Replaces 69006-82 on 1982-94 FXR-FXE models.

27332	Bracket
23067	Well nut (10 pk)

BT Horn Bracket 1973-84


3271 Hose guide (38623-68) (5 pk)



Horn Bumper Bracket 1973-on

Replaces 69041-73 on all XL-XLH-XLS. Black finish.

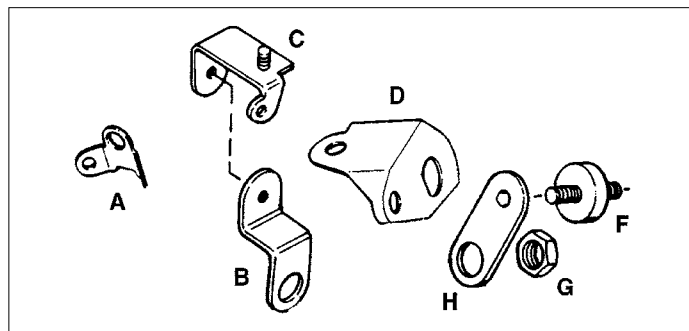
3995 Sold Each



Replacement Horn Covers

Chrome plated replacement Horn Covers for Harley.

PCP	Fits
5138	1976-84 All FX-FL Hi-Note horn, XL 1976-85 (69017-76)
2272	1976-85 All XL 1976-84 All FX low note horn (69140-76)
45000	As above but louvered
2270	1965-76 All XL 1971-76 All FX (69138-65)
2271	1970-76 All FL-XL Hi-Note horn only 1971-on all FX Hi-Note horn (69141-70)



XL Ignition & Horn Brackets

Chrome except where noted.

PCP	Years	Application
3995	1973-85	(A) Horn bumper, black (69041-73)
27324	1971-85	(B) Horn mount, zinc (69117-71A)
27325	1972-85	(C) Upper horn and choke (69129-72A)
3394	1972-87	(D) Switch cover (71510-72A)
23026	1965-on	(F) Iso mount (69125-65)
12598	1965-90	(G) Nut (69149-65) (5 pack)
27326	1965-85	(H) Mount, zinc (69117-65)



Horn Mount Nut

Stamped steel nut for mounting all horns 1965-90. Replaces 69149-65.

12598 (5 pack)

Spark Plugs



Accel Platinum Spark Plugs

Platinum tip is more durable than standard plug material so the spark plug will maintain the proper gap much longer than ordinary plugs. The proper spark plug gap requires less voltage to fire so you will have fewer misfires for long periods of use.

PCP	Model	Engine	Accel#
28071	FL, FX 1948-75	Pan, Shovel	Y2401P
28072	K, XL 1948-71	900 Iron Head	Y2402P
28073	FL, FX 1975-79	1200 Shovel	Y2403P
28074	FL, FX	1340 Shovel 80-81 1200 Shovel 79-84 (w/electronic)	Y2410P
28077	FL, FX 1982-84	1340 Shovel	Y2417P
28075	XR 1983-85	1000 Iron Head	Y2412P
28076	XL 1979-85	1000 Iron Head	Y2413P



Accel® U-Groove Spark Plugs

U-Groove design provides a larger spark for more complete combustion, faster starts, improved performance and reduced fouling. A heavy duty insulator and five rib construction give ACCEL® spark plugs superior strength and thermal conductivity. The copper core centre electrode supplies greater heat dissipation and provides a wider heat range to achieve reduced fouling. Sold in package of 2.

PCP	Engine	Model	Accel#
5655	1340cc	All Shovel 1982-84	2417
5653	1340cc	All Shovel 1980-81	2410A
	1200cc	All Shovel 1975-E78	
5652	1340cc	All Shovel L1978-79	2403A
	1200cc	All Shovel L1975-E78	
5650	1200cc	All BT 1948-74	2401*
5654	1000cc	All XL 1979-85	2413
5650	900cc	All XL 1957-71	2401

If carbon fouling occurs use warmer Accel #2401A* PCP#5653



Champion Copper Plus Spark Plugs

Features include a wider-base insulator which provides an easier path to speed the transfer of heat and a longer insulator nose containing a centre electrode of pure copper inside of chrome-nickel to transfer heat between firings and help resist fouling.

PCP	Engine	Model	U/M	Champ.
5141	1340cc	Shovelheads 1982-84	6	RN13LYC
5140	1340cc	Shovelheads 1980-81	4	RN12YC
5147	1340cc	Shovelheads 1978-79	4	N12YC
5140	1200cc	Shovelheads 1975-80	4	RN12YC
5142	1200cc	Big Twins 1948-74	4	RJ12YC
5146	1200cc	Knuckleheads 1936-47	6	D16
5145	1000cc	Sportster 1979-85	4	RL82YC
5143	1000cc	Sportster 1972-78	4	H8C
5146	1000cc	Knuckleheads 1936-47	6	D16
5143	900cc	Sporster 1957-71	4	H8C
5146	750cc	45's to 1973	6	D16

Spark Plug Cross Reference Chart

PCP	Accel#	PCP	Champion#	H-D#
N/A		5146	D26	3
5650	2401	5142	J12YC	3-4
N/A	2401A		J18YC	-
N/A	2402	5143	H8C	4
N/A	2402A		H10C	5
5652	2403A	5147	N12YC	5A6A
5653	2410A	5140	RN12YC	5R6A
N/A	2412		N7YC	6R7
5654	2413	5145	RL82YC	4R5
5655	2417	5141	RN13LYC, RN14LY	5RL

Spark Plugs



Plug Domes

Now your machine can have chrome spark plugs. Just slide them on over your plugs and you've got the look of chrome. These domes are held firmly in place with specially-designed black silicone seals and your spark plug boots. Sold in pairs.

45350 Fits all Harley-Davidson® motors with 13/16" hex spark plugs

Note: Will not fit Accel #2418 spark plugs with 18mm hex (PC # 5656)



Lightning Bug Spark Ends

Fits all Harley® spark plugs with screw terminal fittings **only**. Cover ends show your "spark" through. Neon-gas filled, glow like strobe lights.

Colour	Each	Pair
Amber	1883	28313
Blue	1886	28314

Note: These spark plug caps are for use with point-type ignitions **ONLY**.



18mm Spark Plug Conversion Nipples

Features replica air cooled styling when used with standard D-16 inner plug, available separately. Pair.

PCP	Application
19659	Conversion set
5146	Plugs (D-16) (6 pk)



Accel 14mm Spark Plug Index Washer Kit

Soft copper spark plug washers allow the engine builder to align the ground electrode and adjust plug to piston clearance. Sold in a 30 pack assortment.

25283 For use with PCP 26125 spark plug indexer



Chrome HD Spark Plug Holder

Clamps to rear frame tube. Accepts long reach plugs. **2315** (91775-51)



Accel 14mm Spark Plug Indexer

This index tool for 14mm spark plugs allows the engine builder to specify the location of the ground electrode for maximum flame front generation. Tool is knurled for easy hand held operation or can be mounted in a vise. Made from billet aluminum with a gold anodized finish with increment labels for accurate alignment. USA made.

26125 Use #25283 index washers for proper alignment.

Spark Plug Wires



300+

Accel 300+ Ignition Wires

300+ Race wires provide the peak ignition output you need for race winning or maximum street performance. The extra thick 8.8mm silicone jacket and insulation eliminate electrical "leakage" or RFI interference that interrupts control modules. The low 150 ohms/ft. resistance Ferro-Spiral core material delivers maximum spark energy to the spark plugs. Black



Yellow 8.8

Accel Custom Ignition Wires

Ready to fit 8.8mm wire sets offer improved performance for street or race track use. Extra thick silicone jacket covers strong fibreglass braid that covers another layer of premium silicone. All of this covers our high capacity conductors—either stainless steel/silver-plated copper combination or graphite RFI suppression for use with electronic ignition to prevent damage to the control module. Custom fit 8.8 wire sets are available in yellow or black.



Armour Shield

Accel Armour Shield Wires

Accel offers custom-fit Armour Shield silicone wire sets with an 8mm blue graphite suppression core. Each set features premium silicone wire, heavy duty silicone boots, and our Armour Shield braid with nickel plated ferrules. These wire sets give a custom "metallic look" and are an excellent addition to braided lines and cables. Complete with installation instructions and grounding kit.

Accel Custom Fit Wire Sets

Year	Model	300+ Black	Yellow	Black	Armour Shield
L1978-84	FLH, FX, FXE-80, FXS	28026	5631	28010	
1983-84	FXWG	28026	5631	28010	
1971-E78	FX, FXE	28026	5633	28012	
1965-E78	FL, FLH	28026	5633	28012	
1979-85	XL, XLCH, XLX	28027	5632	28011	
1979-82	XLS	28027	5632	28011	
1971-E78	XLH, XLCH	28027	5634	28013	
1958-69	XL, XLCH (magneto)	28028	5635	28014	28058
1982-94	FXR, FXRS, FXRT	28029	5636	28015	
1980-84	FLT, FLHT/C, FLTC	28030	5637	28016	

Accel Recommendations: Choose the wire type that fits your application for the best performance. Copper core wires are for points type ignitions. Suppression core wire is suitable for Touring bikes with electronic ignition and AM/FM or CB radio. 300+ core are for either points type ignitions or bikes with electronic ignitions and AM/FM or CB radio.




28042

Accel® Universal Spark Plug Wire Kit

Included are two 90° plug boots, two coil boots and a length of Accel's 8.8mm wire which has two 180° plug boots. Included are all of the necessary crimp-on connectors and two pieces of heat-shrink tubing.

- 28040 Stainless steel (yellow)
- 28042 Suppression core (black)
- 28044 Suppression core (black) for dual plug heads



27532

27530

27533

Wire and Hose Clamps

Die-cast with chrome or alloy finish. Ignition type uses 1/4" allen screw (not included) for installation.

- 27532 Chrome spark plug wire (pair)
- 27533 Alloy spark plug wire (pair)
- 27530 Chrome ignition wire, small, points (5 pk)
- 27531 Chrome ignition wire, electronic (5 pk)

Ignition Kits



Advance Unit Assembly BT, XL 1971-on

Replacement unit assembly for those worn out parts on the stock 1970-E78 models as a complete kit to convert late 1978 model electronic ignitions back to point style ignitions.

- 681** Complete kit (32515-85T)
- 4396** Points wire only
- 28123** Kit with needle bearings

Magneto Replacement Parts

Replacement parts for OEM or Morris magnetos.

Magneto Top Covers

Clear caps allow easy inspection of points. Fits all OEM and Morris magnetos as well as most Fairbanks-Morse two-terminal mags.

- | PCP | Description |
|--------------|--|
| 17032 | Clear cover (29530-55A) |
| 17033 | Black cover (29530-55A) |
| 79193 | Magneto cap gaskets (29550-55) (10 pack) |

Seal for OEM Magneto

- 14015** Fits 1968-69 Sportster® models (12023) (5 pack)

Mag Points & condensers

High-quality replacement points for Sportster® models with magneto ignitions 1958-69. Spld each

- 4393** Points (29533-55A)
- 4392** Condenser (29534-55A)



Rotor & Weight Assembly

Replaces frozen or worn hubs & weights on 1970-78 XL-FX-FL. Includes shaft, weights, springs and cam assembled.

- 30054** 32505-78A



Plug Wire Holder Bracket

- 19633** 1937-63 45 SV (32000-37)
- 3998** 1966-on FL, 74 OHV Rear (32000-37A) chrome

Spark Plug Wire Kits

Traditional black or yellow high-performance wire kits include a sufficient amount of black suppression or yellow silicon wire, copper crimp-on connectors, molded plug and coil boots for easy installation.

Copper Core

Fits FL, FX and Sportster® models to 1979

- 910** Yellow with orange plug boots
- 716** Black with black boots

Suppression Core (Resistor Wire)

Fits all models except Evolution® Sportster® from 1980-on; and motorcycles equipped with radios or CB units to eliminate noise.

- | PCP | Description |
|-------------|------------------------------|
| 3330 | Yellow with black plug boots |
| 3326 | Black with black plug boots |

Spark Plug Cable Packing Nut Kit

Harley-Davidson 1927-59.
5131



Spark Plug Wire Set and Clip

- 19531** Spark plug wire set
- 19532** Spark plug wire clip (each)



Tune-Up Parts



Accel® Performance Tune-Up Kits

Designed for reliable high-performance. These kits feature matched contact sets with a premium 32 oz. spring, mylar insulated condenser and cam lube for a complete tune-up. Blister packed kits.

- 28055** Fits Sportster® models from 1971-E78 and Big Twins from 1970-E78
- 28056** Fits Sportster® and K models (except magneto) from 1954-70 and Big Twins from 1948-69
- 28057** Fits Sportster® models with magneto from 1958-69



Accel High Performance Tune-up Kit

PCP	Accel	Description
28045	8406	FL, FLH Pan/Shovel 1948-69
28046	8407	FL, FX, FLH/FXE Shovel 1970-74
28047	8408	FL, FLH, FX, FXE 3/4" plug 1975-E78
28048	8409	XL, XLH 1957-70
28049	8411	XL 1971-E78



Contact Points

- | PCP | Fits |
|------------|--|
| 726 | BT 1930-48 (32658-30) (each) |
| 725 | XL, K (not magneto) 1954-70 BT1948-69 and all 45's (30605-48A) (5 pk) |
| 724 | XL 1971-E78, BT 1970-E78 (32661-70T) (10pk) |



Accel® Tune-Up Components Individually

Accel's 23oz. heavy-duty points sets are built with high quality materials to assure long life. Accel high performance 32oz. Hi-Rev point sets eliminate point bounce and float for crisp, accurate spark at extremely high engine speeds. Accel's condenser "cushions" primary current to provide extended point life. Its high capacitance mylar/foil construction eliminates internal shorting. Made in the U.S.A.

Points

- | PCP | Fits |
|--------------|---|
| 28050 | 23oz set for Sportster® 1971-E78 and Big Twins 1970-E78 (32661-70) |
| 28051 | High-performance 32oz set. Fits Sportster® 1971-E78 and Big Twin 1970-E78 |

Condensers

- | | |
|--------------|---|
| 28053 | All Sportster® and K models (except 30801-47 magneto) 1954-E78 and Big Twins 1930-E78 (32726-30A) |
| 4393 | Sportster® with magneto from 1958-69 (29533-55A) |



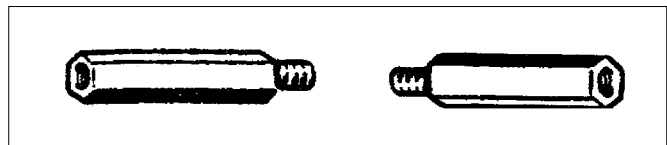
Condenser

- Fits all XL and K models (except magneto) 1954-E78 and BT 1930-E78 (OEMs 32726-30TA, 30801-47).
- 727** 1949-E78 Sold in 10 Packs
 - 683** Knuckle, all V-Twins 1930-48 (each) (32726-30)



1930-47 Points & Condenser Set

- 19168** Includes spring



XLH Coil Mount Studs 1955-67

- Sold in pairs to replace 64611-55 and 64612-55.
- 10897**

Coils & Brackets



Power Pulse Coil (4.2 OHM primary resistance)

ACCEL's Power Pulse Coil features greater available spark voltage, faster rise time, and longer spark duration than stock coils. ACCEL coil is guaranteed to improve starting, midrange throttle response, and top end performance on points-triggered 12 volt Harleys. Fits 1965-1979 all 12 volt points triggered ignitions for XL, FL, FX.

- 5643 Yellow
- 28062 Black



5691



28068

Accel Super Coils

Designed to deliver the maximum amount of spark energy, faster rise times and 45 % higher voltage to the plugs than OEM coils. Will mount in most stock locations and will fit under most OEM and aftermarket covers.

Yellow	Black	Application	Ohms
5690	28067	1965-79 Points type	4.7
5691	28068	1980-on Electronic type	2.3

Note: These coils may not be used with 6820 or 6821 Antique style coil covers due to interference problems.



28250

28251

Molded 12 Volt Coils

Replacement coils for 1965-83 12 volt applications. Engineered to the exact same specifications as the original equipment parts they replace.

NOTE: These coils are not interchangeable—installation of the late 1978-on coils on earlier models, or the installation of the 1965-early 1978 coil on later models may shorten point life or damage other electronic components on the vehicle.

PCP	OEM	Description
28250	31609-65A	1965-79 point type ignition only
28251	31609-80	L1980-83 electronic ignition



237230

12 V High Performance Ignition Coils

Andrews SuperVolt coils deliver 30,000+ volts. Black coils fit all H/D bikes to 1980 with point type ignition sets. These coils will produce more voltage than stock coils.


237230 1965-79 Black 4.8 OHMS points only (31609-65A)



BT Dual Coil Brackets

Available in black steel. Mounts 2 Dyna coils 17053, 17054, 17058 or 17059

PCP	Year	Type
17060	1965-81	Mounts to stock coil mount holes
17061	1982-85	Mounts to existing coil brackets
17067	1965-84	Mounts to FL, FX, accepts stock coil cover. Made of billet aluminum, (painted black) & includes S/S hardware



Dyna Coils

35,000 volt! Works with all points ignitions and aftermarket or factory electronic ignitions.

PCP	Volt	OHM	Style	DYNA	U/M	Type
17053	12	3	A	DC-1	Pr	Angle-Dual
17054	6	1-1/2	A	DC-2	Pr	Angle-Dual
Use 2 for dual plug heads.						
17056	12	3	C (elect.)	DC-6-1	Ea	Stock-Dual
17057*	12	5	C	DC-7-1	Ea	Stock-Dual
17058	12	3	B	DC-3	Pr	Angle-Single
17059	12	5	A	DC-8	Pr	Angle-Dual
17068	12	5	B	DC 10-1	Pr	Angle-Single

*Use 2 for single fire ignition

Coils



Accel Universal Super Coil Kit

Higher than stock output can be used on either point or electric ignitions. Kit includes mounting brackets and 8.8mm suppression core wire.

28094 XL, FL, FX 1965-77 (points), 1978-99 (electric)
3.0 OHM resistance primary side



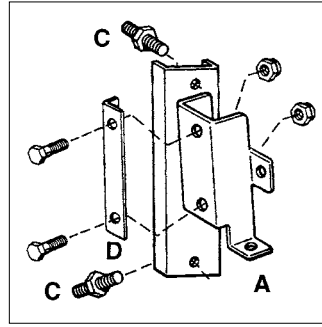
Round Coils

Quality engineering provides improved reliability and performance of the classic round style coil. The coil's internal windings are 100% immersed in a genuine oil filled jacket.

28135 1936-64 6-volt black
2808 1936-64 12-volt chrome
2807 1936-64 6-volt chrome
28136 1961-64 6-volt black

Two-Piece Coil Bracket for Sportster

Chrome. Replaces OEM
31723-71A & 31727-72
1302



BT Coil Bracket

A heavy-duty mounting bracket for Harley Big Twins 1948-83 12 volt

PCP	Description
59120	(A) 1965-77 Black bracket (31724-65)
59121	(A) 1978-83 Black bracket (31728-78)
722	(A) 1965-83 Chrome, reinforced (31728-78A)
59122	(A) 1978-83 Chrome (31728-78)
5413	(C) Stud set 1948-55 (72341-48)
5414	(C) Stud set 1956-82 (72341-56A)
27339	(D) Strap only, black all years



Coil Mounting Stud Kit

Cad plated studs, nuts, and washers to mount coil mounting plate and terminal box to frame.

PCP	Fits
5413	Big Twins 45's 1948-55 (72341-48)
5414	Big Twins 1956-82 (72341-56A)

Coil Covers



Chrome Ribbed Coil Covers 1965-on

Early style ribbed covers feature classic Panhead styling for all Big Twin 1965-86.

45070 Small



915



1221

Chrome Coil Covers

Coil covers available in four styles. Fit all 4-speed Big Twin and Softail® models from 1965-99.

PCP Description

1221 Louvered (31610-83T)

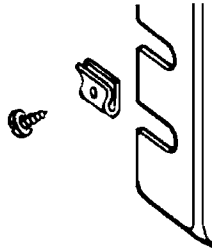
915 Plain 1965-99 (31606-65)

45459 Finned 1961-64 Pan (dual coil)

Coil Cover Speed Nut & Screw

Replaces 8115B & 3566W screw. 5 of each, fits 1965-84 FX-FL.

3486



Skull Coil Cover

Fits 1965-on FX-FLH, chrome with embossed design.

45071

45071




Chrome Nostalgic Coil Covers

These "antique style" coil covers are fashioned after the covers used in the mid-1940's.

6820 FL and FX 4-speed 1965-84

Note: These coils may not be used with Accel Super coils due to clearance problems.



Coil Cover for Sportsters

Show-chrome two piece coil cover. Beautifully constructed for a perfect fit on the Sportster coil 1971-78.


2181 Coil cover (31611-83T)



Coil Cover for Harley FXR

Chrome-plated coil cover for Harley FXR series motorcycles 1982-94.

2426 31625-82T



44041

Chrome Coil Cover FL and XL

44041 FL, XL 1983-03 (except fuel injected models)

Distributor



V-Twin Replica Coils

Steel jacketed coils include nuts, packing and wires.

Note: NOT compatible with electronic ignitions.

1930-47 BT (31602-30)

- 19362 6V Black
- 19559 6V Chrome
- 19560 12V Black
- 19561 12V Chrome



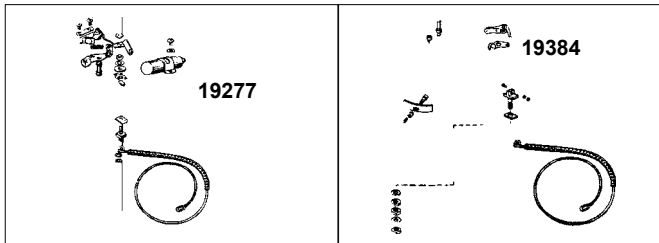
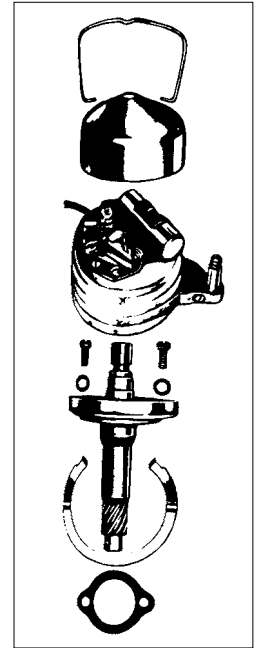
1948-60 (37604-48)

- 19563 6V Black
- 5079 6V Chrome
- 19562 12V Black
- 5078 12V Chrome

Early Distributors 1936-47

2 Bolt manual advance style distributor features natural alloy finished base with shaft and gear installed, stainless advance band, chrome top and clip, base retainer and points wire. Top housing also includes early point with spring set condenser.

- | | |
|------------|--------------------|
| PCP | Application |
| 19367 | BT 1936-47 |
| 4047 | Chrome cap |



Distributor Top Rebuild

Includes points, condenser, wire, washers, bushings, studs, and hardware.

- | PCP | Description |
|-------|----------------------|
| 19277 | 1936-47 Complete kit |
| 19384 | 1948-60 Complete kit |
| 19636 | 1937-47 Base only |
| 19257 | 1948-60 Bbase only |



CIRCUIT BREAKER POST REBUILD KIT

This item is an accurate reproduction of a repair kit offered by Harley in the 1940's and 50's to repair damaged and broken posts and insulators on all model Harleys 1930-48. The Colony kit provides an installation tool to install the post.

- 4378 Kit



Coil Mount Kits

Complete reproduction coil mounting kit for 1937-47 Knucklehead. Includes 1723-36 u-bolts, 1723-36A spacers, 0256 lock-washers, 0107 nuts and 1724-29 u-bolt straps.

- 72281



Colony Spark Control Coil Frame Clamp

Parkerized clamp (56626-37), screw, nut and lockwasher for use on 1937-46 BT.

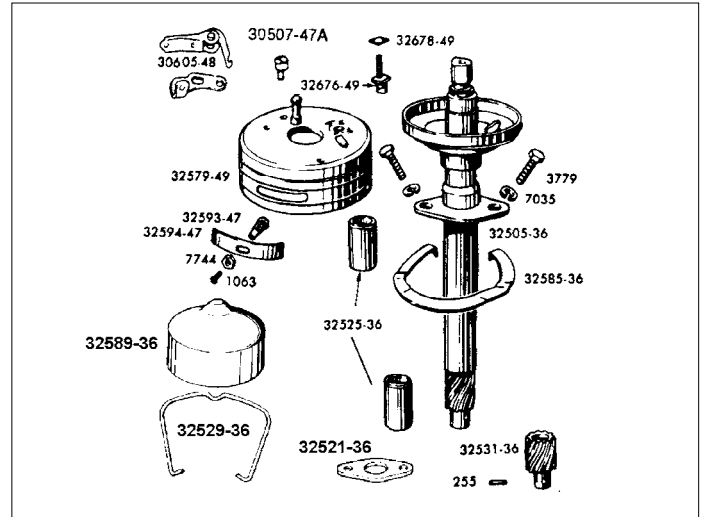

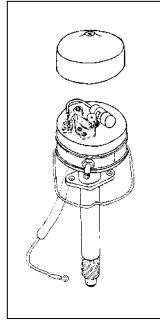
- 72627

Distributor

Single Point Distributor

Features 2 bolt styling, manual advance and natural alloy finish base with shaft and gear installed. Top housing includes 1948-69 style single points, condenser and adjuster plate, chrome top and clip, natural alloy base retainer and points wire.

PCP Description
28215 BT 1948-59



Circuit Breaker Post Kits

Early model replaces all fibre bushings and pin, late includes pin only, both include installation tool.

4379 1948-69 All Models



Circuit Breaker Coil Wire Assembly

Reproduction of complete assembly used on 1936-64 BT.

PCP Years
72542 36-48
72543 49-64



Circuit Breaker Adjusting Screw Kit

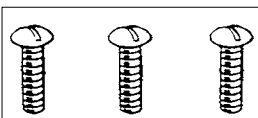
Cad plated fasteners used on 1947-64 BT. Includes OEM 32593-47, 1062 and 7744.

72632

Circuit Breaker Screws

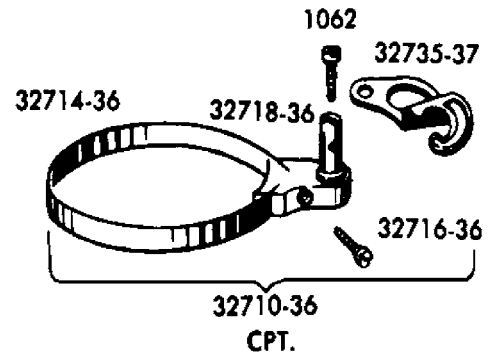
10 Piece kit for mounting distributor and relay on 1936-64 74 and 80 models.

8146 Cadmium
8145 Chrome



Single Point Distributor Parts 1949-60

PCP Description
10101 Gear pin (255) (10 pack)
8146 Mount bolt kit (cadmium) (3779, 7035)
8145 As above, chrome
19252 45 Base with shaft (32506-37)
19256 Eccentric screws (30507-47A) (each)
18538 Bushing set 1936-69 (32525-36A)
2114 Chrome cover clip 1935-64 (32529-36)
4034 Timer gear 1936-69 (32531-36)
N/A Breaker base 1937-46 (32578-37)
19257 Breaker base (32579-49)
3336 Base retainer FL 36-64, XL 54-64 (32585-36)
4047 Chrome cover 1936-64 (32589-36)
19251 Adjuster screw and plate kit 1947-63 (32593-47, 32594-47)
19254 Wire stud (32676-49)
19255 Distributor to coil wire (32690-30)



DISTRIBUTOR BAND

Replaces 32710-36 on all 37-47 models, complete as illustrated.

PCP OEM
19018 32710-36 Band kit
19019 32736-37 Control bracket
19552 74765-36 Relay mount BT 36-46, OHV
19553 74765-47 Relay mount BT 1947-64, OHV
19554 32666-30 Plate spring washer (each)
19544 56628-54 Spark cable bracket 1954-64
19539 56625-36 Clamp
19533 9971 Wire clamp
19454 56626-37 Timer cable to frame clamp 1937-46

Distributor



Ignition Distributors for Harley

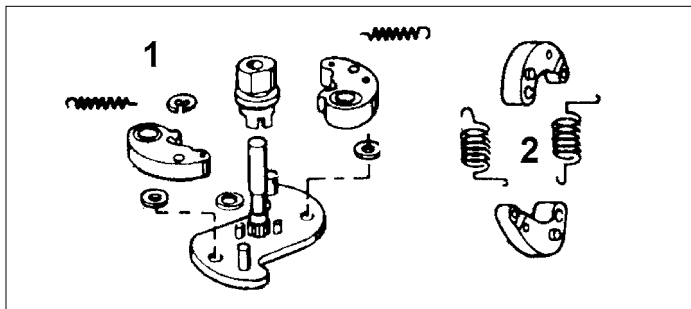
Top quality ignition distributors for all Big Twins 1936-69, and Sportster. We offer both the 1936-65 double bolt hold down, and the 1966-69 single bolt hold down styles. All versions are complete with auto advance mechanism, drive gear, and all internal parts. The 1966-69 model also includes the hold down clamp (OEM 32516-66).

- 1233** 36-64 Complete distributor (auto, 2-hole mounting)
- 4357** 66-69 Complete distributor (auto, 1-hole mounting)
- 17102** Auto advance unit for auto distributor
- 28212** 52-70 XLH complete distributor (1-hole mounting)
- 25108** Base gasket 1954-64 (32522-37) (10 pack)
- 19365** 52-70 XL clamp (32515-66)

Mallory Unilite Distributor BT 1936-69 & XL

12 Volt electronic ignition system fits Big Twin 1936-69 (when using stock heads, no head removal is required). Billet distributor includes wiring harness, adjustable mechanical advance unit and uses a Unilite module that consists of an integrated photo coupler, signal processor and power switch.


- 28218** BT 1936-69
- 3335** BT 1936-69 Distributor clamp
- 28236** XL 1952-70
- 13012** BT 1936-69 Spring kit allows 14 different advance curve settings
- 28248** Module only



Automatic Advance Springs

#	PCP	OEM	Description
1	13163	32604-64	FL 1965-66 (pair)
2	13124	32605-67	FL, FX, XL, GE 1967-69 (pair)
2	12165	32605-70	FL, FX, XL 1970-78 (10 pack)

Note: #13163 & #13124 are for distributor type, #12165 are for advance unit.



Distributor Top Cover

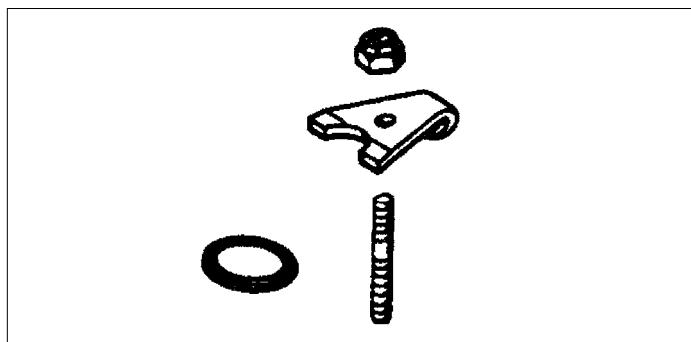
Late. Use on 1965-70 XLH, 1970 XLCH. Also 1965-69 FL, FLH. Replaces #32589-65.

4044

Circuit Breaker Hold-Down Clamp

Replaces OEM 32516-66. Used on all 1966-69 FL's.

3335 Sold each.



1965-69 BT Circuit Breaker Mount Clamp Kit

Includes zinc plated clamp, stud, o-ring and nyloc nut.

16591 Kit

Charging Systems



Volt Tech Alternator Kits BT 1970-99

Kit includes unmolded stator, rotor with stainless liner that seals magnets in place, black regulator and mount kit.


28514 22 Amp
28515 32 Amp



38 Amp 3 Phase High Output Alternator Kit

Includes sealed rotor, stator and regulator. Features Deutsch connectors and enclosed rare earth magnet rotor. Bolts in 1970-99 FX, FL. 3 Phase offers better low and high speed output, delivering a smoother charge to the battery.

28557



22 Amp High Output Alternator Kit

Stock on all 1983-88 models but fits all 1988 and earlier models as well. Replaces 29982-81

28556



Volt Tech Alternator Kit BT 1970-84

Includes 22 amp molded stator, rotor with stainless liner to seal magnets in place; chrome regulator and mount kit.

59058



Volt Tech XL Charging System 1984-90

Features vibration proof magnet construction where magnets are held in place by a stainless steel non-magnetic insert. Includes stator and chrome regulator.

59138 36791-84



Volt Tech Alternator Kit BT 1970-84

Includes stator and rotor with a stainless steel liner that holds magnets in place.

PCP	Stator	Amp
28554	Molded	18
28555	Open	32

Charging



Cycle Electric BT Single Phase Alternator Kits

Kit	Application	Stock Replacement	Stator	Rotor (Use OEM)	Regulator	Amps 1000 RPM	Amps 2500 RPM
28900	1970-98 All BT	1981-88 BT	28933	66321*	28951	14	20

* While quantities last or use OEM rotor

Cycle Electric Big Twin 60 Series 38 Amp Alternator Kits

Kit	Application	Stator	Rotor*	Regulator	Amps 1000 RPM	Amps 2500 RPM
28957	1970-84 All 4 speed solid mount	28941	66321	28977	17	38
28913	1980-88 FLH, FLT, FXR 5 speed rubber mount	28941	66321	28974	17	38

* While quantities last or use OEM rotor



Cycle Electric Sportster Alternator Kits

•Direct stock replacement

Kit	Application	Stator	Rotor	Regulator	Amps 1000 RPM	Amps 2500 RPM
28893	L1984-90 XL	28942	Use OEM	28948	12	19



28512

FL-FX Volt Tech Rotors For 22 amp and 32 amp

Rotors feature magnets held in place by a durable non magnetic insert which reduces vibration.

28512* 1970-90 22/32 amps

28513 1976-99 32 amps

*Note: Reinforced spline area



32 Amp Rotor

T/L rotor fits BT 1982-on and replaces 29957-81B.

66321





Chrome BT Alternator Rotor Cover 1981-on

Cover presses over 1981-on rotors for a tight fit.

45397

Stator



Cycle Electric Stators

USA made replacement stators.

PCP Years

- 28932** BT 1976-80 18 amp (29965-75)
- 28933** BT 1981-88 22 amp (29965-81A)
- 28941** BT 38 amp for C/E BT kits #28913/28914/28957
- 28942** L1984-90 XL 18 amp (29967-84)

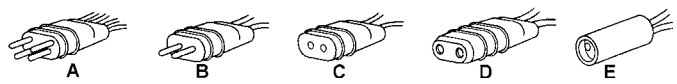


Accel Stators

Stators replace stock OEM units and are listed as molded (M) or unmolded (U).

PCP	OEM	Application	Pin	Type
28111	29965-70	1970-75 BT	A	U
28112	29965-75	1976-80 BT	B	M
28114	29965-81	1981-88 BT	C	U
28113	29965-81A	1981-88 BT	C	M
28115	29967-84A	1985-90 XL	E	U

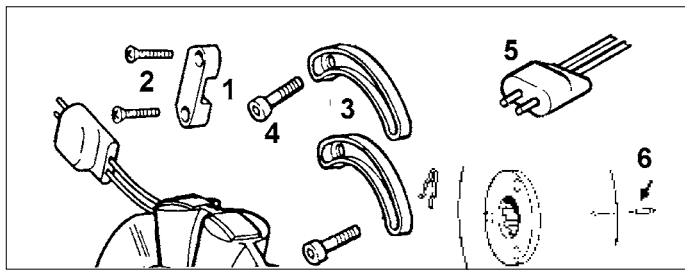
STATOR PLUG TYPES



Unmolded Stators (Preston)

Unmolded type for 74 & 80 Twins 1970-on.

PCP	OEM	Years	Plug
5495	29965-70	1970-75	A
5496	29965-75	1976-80	B
5497	29965-81	1981-88	C



Battery Eliminator

If operating without a battery, ACCEL's Battery Eliminator will boost spark voltage during starting and prevent light flickering at low engine speed. Comes shock-resistant cushioned clamp and attachment hardware.

5649 Battery-less operation



Stator Assembly Kit


Big Twins 1970-86 includes 2 (29988-73 Lock), 1 (29954-71) retainers, 4 (2653-screw), 2 (2216W screw). USA made.

- | PCP | Item |
|--------------|--|
| 1960 | Kit, all hardware |
| 3337 | (1) Nylon retainer (29954-71) (5 Pk) |
| 24518 | (2) Screw (2216W) (10 Pk) |
| 13750 | (3) Lock plate (29988-73) (10 Pk) |
| 24519 | (4) Screw 7/8" (2653) (10 Pk) |
| 24560 | Screw w/lock patch 7/8" (2712) (10 pk) |
| 24561 | Screw w/lock patch 1" (2720) (10 pk) |
| 17000 | (5) 4 prong plug and wire 1970-74 (A) |
| 13129 | Retainer spring 1976-86 (11084) (5 pk) |

Plug Retainer

Secures connector plug to alternator in engine case to prevent faulty contact. Replaces 45095-85. (5 pack)

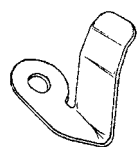
16260 BT 1970-99 74 & 80



S.S. Regulator Plug Retainer

Polished retainer secures the regulator plug to the front left motor mount. Sold each.

16240 BT 1970-99



Regulators



Cycle Electric Regulators

USA made replacement stators.

PCP **Years**

- 28951** BT 1981-88
- 28977** BT 1970-84 4 speed solid mount
- 28974** BT 1980-88 FLH, FLT, FXR 5 speed rubber mount
- 28948** L1984-90 XL



Accel Custom' Solid-State

Chrome domed design for 1982-E1984 XL, XLS, XLX. USA made. Replaces 74504-82. For use with 12V generator.


28097



Chrome Voltage Regulator Cover-No Logo

Chrome cover features open centre grill to allow for cooling of regulator.

45398 Fits 1985-03 XL



Accel Solid State Electronic Regulators

ACCEL's unique circuitry ensures that the battery cannot be drained by the charging system while your Harley is not in use. Black regulators have a stock look and are set OEM specifications.

Black Year/Model	Charging System (Connector) Type
5620 1970-1975 FL/FX (74510-70A)	(B)15 Amp Alternator
5621 1976-1980 FL/FLH, FLH-80, WWFLT, Classic 1976-1980 FX, FXE, FXS, FXS-80, FXEF-80 (74512-79A)	(C)17.8 Amp Alternator
5622 1978-1981 XLH, XLCH, XLS (74504-78)	(E) 12V Generator
5624 1965-1977 XL, XLH, XLCH (74510-64, 74511-65)	(G) Repl. 12V Mech. Reg. 1965-1969 FL, FLH 12V Generator
5627 1981-88 BT (74516-86)	(A) 22 Amp Alternator
5628 L1984-1990 XL (74523-84A)	(F) 19 Amp Alternator

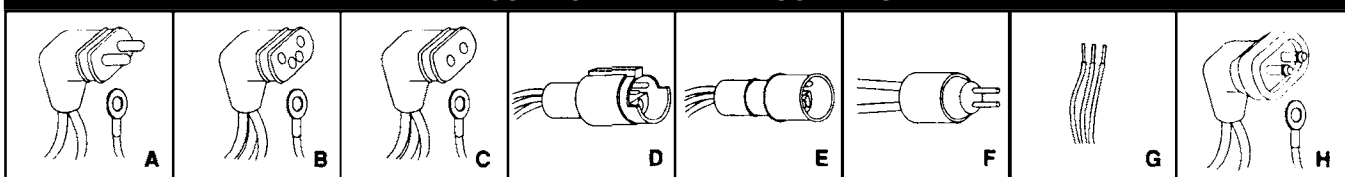
Chrome Logo Voltage Regulator Cover

Features open centre grill for cooling of regulator.

64225 XL 1985-03 (74579-97)



REGULATOR/RECTIFIER PLUG TYPES



Regulator Mount/Covers



Solid State Regulator Mount

Bolts directly to 2 brush generator housing on Big Twin and Sportster models. Fits Accel & Preston's finned type regulators.
40400



Chrome Regulator Bracket for Big Twin 1958-64

Stock replica bracket for 1958-64 Big Twins. Mounts to the rear motor mount holes.
3178 74531-58T



Chrome Regulator Brackets

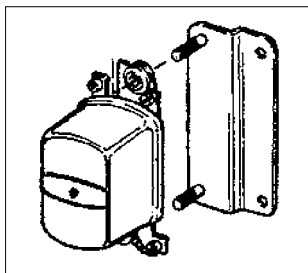
Mounts solid-state regulators on models with solid-mounted motors.

PCP **Fits**
2245 BT 1970-75 (74533-70TA)
649 BT 1976-86 (74533-75TB, 74534-80)



Regulator Bracket

Used to mount solid state regulators such as #5624 to all stock 1200cc frames.
5629



XLCH Voltage Regulator Mount

For mounting Bosch regulator. Fits 1970-78 XLCH and replaces 74525-70. Zinc finish.
27335



Chrome Rectifier/Regulator Bracket

For all rubber-mounted motors (except Dyna Glide™) from 1980-on. For standard mounting and has two additional mounting holes for custom applications.

1898 74529-79T



Regulator Mounting Bracket

Bracket mounts to generator for installing Bosch-style regulators. Fits Big Twin and Sportster® models.
3341



XL Ignition Module Cover

Chrome cover replaces OEM 66325-82 on Sportster® models from 1982-03.
4537 66328-82T



Chrome Regulator Cover

Sportster chrome Bosch regulator cover. Fits over stock cover, adds extra look in seconds.

2412



Delco Type Regulator Cover for HD

Smooth type Delco regulator cover. Chrome finish.

2411

Regulator End Cover

Features charging indicator light and solid state components in generator end cover. Has installed needle bearing for 12 volt generators. Fits FL 1965-69 and XL 1965-81.

28766 Black
28767 Chrome

Chrome Solid-State Regulator Cover

Fit all stock or aftermarket rectifiers and are engineered to improve cooling. Grooved to interlock with your regulator.

4840 Fits all 4-speed or 5-speed BT 1970-on



Chrome Regulator Mount Allen Hardware Kit

PCP **Application**
24095 1976-84 FX-FL
24096 1980-95 FXR-FLHT

Ignition



Mallory Unilite Breakerless Ignition Conversion Kit

Kit allows the conversion from breaker points to mechanical advance and points in BT and XL models. The self contained dual fire assembly has no moving parts to wear out. The points are replaced by the unilite module that consists of the integrated photo coupler, a signal processor, and a power switch. Each time the shutter wheel stops the infrared light from reaching the photo coupler, the electronic circuitry energizes the ignition coil. When the shutter wheel allows the infrared light to reach the photo coupler, the electronic circuitry allows the stored energy in the ignition coil to discharge. This unit can drive any ignition coil or combination of ignition coils with a total primary resistance of at least 2.0 ohms. It is recommended that ignition coils with 2.0-3.0 ohms be used for racing applications and 3.0-4.0 ohms for street and highway use. Converting to this unit is an easy three wire connection.

28239 BT 1970-78, XL 1979-95 and all models 1979-95 that have been converted to mechanical advance and points (32661-70)

28248 Unilite module only

28240 XL models 1971-78



Chrome Ignition Module Cover

This chrome cover fits over the ignition on all 4-speed FL 1980-84, FX 1980-86.

4400 Smooth (32407-88T)

45178 Louvered



28052



28060

Electronic Advance Distributor w/Rev Limiting

Mallory Ignition brings the benefits of modern electronic advance ignitions to early distributor equipped BT and XL models. These Mallory distributors give you the option of running either Single fire or dual fire mode when matched up with the appropriate coil. Choice of 14 pre-designed advance curves that cover from stock to high compression custom. Also features on board rev limiting, LED for easy static timing and will work with or without VOES input. Can be installed in stock heads and cylinders without disassembly of engine.

PCP Application

28052 1936-69 BT

28060 1952-70 XL

66300



Topline Stock RPM Ignition Modules

66311 32436-91A 1983-85 XL 1000

66300 32408-90 Adapter cable necessary for pre 1990 models (except '80-'84 Shovelhead, '80-'82 XL)

Dyna Ignition



17019

Dyna "S" Single Fire Ignition

Has the features of the Dyna "S", but fires front and rear cylinders independently of each other allowing accurate timing of each cylinder. Stock ignition systems fire both cylinders at the same time which has the wasted sparks on the exhaust stroke. This eliminates this inherent problem. For use with either dual or single plugged heads. For dual plug application use PC#17057 (DC-7) coils and single plug use 1 PC#17068 (DC-10) coil. On 1980-on models, use PCP #30054 advance mechanism. **17019** Kit (DS6-2)



17020

Dyna "S" Dual Fire Ignition System

Completely self-contained and fits behind the ignition cover. It uses a magnetic rotor with the original spark advancer so that the factory advance curve is maintained. Improves performance, extends spark plug life, eliminates points and condensers. Easy installation and great for dual plugged heads. On 1980-on use advance mechanism PCP #30054. (DS6-1) **17020**


K.V. Products Recommends the Following coils for Dyna Ignitions

DS6-1 Ignition (17020)

Street, single plugs use DC-7 or DC-8
 Race, single plugs use DC-1 or DC-6
 Street, or Race, dual plugs use 2 DC-2 or DC5
(wired in Series)

DS6-2 Ignition (17019)

Race, single plugs use 2 DC-3
 Street, dual plugs use 2 DC-7 or DC-8
 Race, dual plugs use 2 DC-1 or 2 DC-6
 Street, single plug use 2 DC 10-1



29100

Replacement Rotor for Dyna Ignitions

PCP	Application
17027	DS-6-1
17040	DS-6-2
29100	Ignition rotor cup, 1983-99 w/carb(32402-83)



Dyna 2000i Digital Ignition

Available as complete kits that include the correct coil or as modules only. Features include single or dual fire operation, 8 advance curves, built in tach driver, adjustable RPM limit from 6000 to 7500 and easy static timing with built in timing indicator. Fits all 1970-98 carbureted models and requires 1983-on sensor cup for 1982 and earlier applications.

PCP Description

PCP	Description
17108	Module only (D2Ki-1)
17109	Kit, single plug/single fire with DC3-1 coils (D2Ki-17111)
	Kit, dual plug/dual fire with DC2-1 coils (D2Ki-4)
17112	Kit, single plug/single fire w/DC6-5 mini coil(D2Ki-5)
29100	Ignition rotor cup 1983-99 w/carb (32402-83)

Solenoid



Accel 5 Spd Starter Solenoid.

Replaces OEM 31489-79. Fits all 1979-88 FLT's and 1982-88 FXR's. Available in either zinc plated or chrome finish.

- 5677 Zinc
- 5678 Chrome



Accel 4 Speed Start Solenoid

Heavy-duty replacement solenoids. This starter solenoid offers extended service life plus the custom look of show chrome. Replaces OEM 71469-65. Fits FL; FLH; FXE; XL; XLS 1965-84.

- 5675 Chrome
- 5676 Zinc



Starter Solenoid Kit FL 1965-84

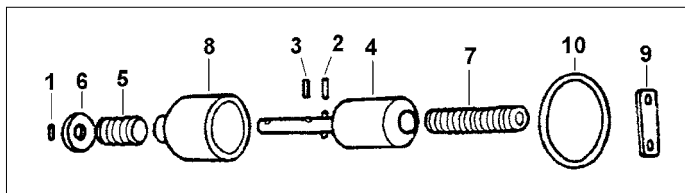
- 28131 Zinc
- 28132 Chrome



Accel Starter Solenoid Repair Kit BT 1965-88 XL 1965-80

Repair kit for the electric starter solenoid. Includes all parts necessary to rebuild any OEM or aftermarket solenoid.

- 5642 71465-85T



Solenoid Plunger Hardware.

Parts listed below fit 1965-88 4 speed solenoids

PCP	OEM	Item	#
17218	-	Complete kit (as shown)	
13045	31438-65A	Over-Run spring (10 pk)	5
13046	31440-65	Return spring (10 pk)	7
17010	31435-65	Plunger	4
10101	255	Roll pins (10 pk)	1
10102	600	Roll pins (10-pk)	2
10103	601	Roll pins (10-pk)	3
23000	31441-65A	Plunger boot	8
17012	31439-65	Retainer 1965-84	6
17011	31452-65	Spacer	9
79433	60645-65	Gasket (10 pk)	10




Solenoid Covers

PCP	Fits
45001	1980-88 FLT, FXR 5 speed (31354-87T)
45002	1965-88 All except XL 4 speed (31352-85T)
45003	1965-85 FL, FX 4 speed only (31353-85T)

Rubber Solenoid Cover

Black rubber solenoid cover for Harley Big Twins. Fits all models (OEM 31444-65A & 31475-77).
2778



Solenoid/Relay



1294



62021



5641



3329



Starter Relays

PCP	Description
1294	FL and FX 73-78, XL 74-78 and all models 1980-on using round plastic, terminal-style relay. (71463-73TA)
62021	Relay with diode for 1979-99 using a plastic square bodied 'plug' style relay. (31504-91B)

Accel Starter Relay

PCP	Description
5641	FL, FX 1973-79, XL 1974-79 and all models 1980-on using round plastic, terminal-style relay. (71463-73TA)
3329	All models 1979-99 using a plastic square bodied 'plug' style relay. (31506-79C) Not Accel or OEM



Starter Relay

Fits HD 74 1967-72 and replaces 71455-67 (black).
28214



Bendix Starter Drive

These starter drive units will fit all electric start models from 1965-88 (except 1981-88 Sportster®).
592 31443-65TA



5640



Starter Relay Cover

A chrome relay cover complete with mounting spacers and screws. This cover fits all Harley FL models 1965-84.
4043 66425-68

Accel® Starter Drive

This American-made starter drive features: high strength, five-roller clutch, stainless steel springs; hardened, ramped clutch receivers and bronze bushing. Fits all electric start models from 1965-88(except 1981-88 Sportster®).
5640 31443-65A

Starter Related



Electric Start Conversion Kits

Kits fit Big Twin 1970-84 4 speed models and include: Hitachi or Prestolite style starter, black battery box, solenoid, starter housing, relay, related hardware, and brackets. Existing clutch drum must have starter ring gear attached. Battery side cover, top, and strap are not included. Sportster as noted.

PCP	Type	Model
90114	Hitachi	FXE 1971-79
90173	Hitachi	FXE 1980-84
90115	Hitachi	FXB 1980-84
90116	Prestolite	FLH 1970-79
90174	Prestolite	FLH 1980-81
90117	Prestolite	FLH 1965-69
90175	Hitachi	FLH 1982-84 (belt)
90118*	Prestolite	XLCH-XLH 1971-78
90119*	Hitachi	XLCH-XLH 1971-78
90125*	Hitachi	XLH 1979-80

*Electric start oil tank required for these models



Starter Housing and Hardware Kits

Kits include housing shaft, gear arm, pin, starter drive, and related mechanical hardware only. **Note:** Starter and electrical components are not included.

PCP	Application	Type
28222	BT 1965-69	Prestolite
28223	BT 1970-84	Prestolite
28224	BT 1970-85	Hitachi
28225	FXSB 1980-84 FLH Classic 82-84	Hitachi
28228	XL 1967-80	Hitachi
28229	XL 1967-80	Prestolite



Starter Shaft Housing

Aluminum housing for 1965-on BT models. Starter shaft needle bearing included.

PCP	Starter	Application
4996	Prestolite	1965-E79, 1971-72 FX (31465-65)
4997	Hitachi	1973-79 FX (31572-73)
4985	Hitachi	L1979-85 FXE 4 speed, 1980-83 FXWG (31572-79)
59119	Prestolite	L1979-82 FLH (31465-79)



Chrome Starter End Cover

PCP	Description
45176	Complete with Hitachi bracket and hardware for XL 1981-93 (31357-88T)

Starter Related



Prestolite Type High Torque Starter Motor

Features 1.4 kw design that generates more power and shaft speed than the original type .8kw starter.

PCP	Finish
53117	Black
53118	Chrome



53119

Hitachi Type High Torque Starter Motor

Features 1.4 kw design that generates more power and shaft speed than original type .8 kw starter.

PCP	Finish
53119	Black
53120	Chrome



Starter Shaft Assembly Kit with Starter Drive

Includes 5 roller starter drive, starter shifter lever, starter housing, outer primary cover needle bearing, retaining ring, nuts and washers. Fits FLT-FXR 1980-88. Order appropriate housing separately.

28570



Starter Shaft Assemblies

Kit includes shaft, drive nut, collar, bearing and thrustwasher.

PCP	Application
28150	1970-84 FLH
28151	1980-84 FXB, 1982-84 FLH



Starter Shafts and Spacers

PCP	Description
17237	FL 1965-69 (31482-65)
2900	FL 1970-82, FX 1971-84, FXWG 1980-83 (31482-70)
21849	BT 1982-86, FLH 1983-on (31310-80A)
2901	XLH 1967-80 (31483-67)
12548	Nut and spacer only BT 1965-84 (31530-65A)
62222	Spacer FLT, FLH-80 1982-on (31311-80)
62213	Spacer FLT 1979-88 (33121-79)
5514	Spacer XLH 1967-79 (31490-67)



Starter Ring Gears

For replacement on stock clutch hubs only.

PCP	Description
2819	BT 1965-85 (weld-on)
1510	XL 1967-80 (33162-67), (weld-on)
65417	XL 1981-E84 (weld-on)
65418	XL L1984-90 (weld-on)

Starter Brush Spring (10 pk)

Fits Hitachi starter motors 1973-on.

PCP	Application
13161	1973-80 (31593-73)
13007	1981-on (31593-81)
13160	1981-on compression (31557-81)



Starter Related



Prestolite Type High Torque Starter Motor

Features 1.4 kw design that generates more power and shaft speed than the original type .8kw starter.

PCP Finish
53117 Black
53118 Chrome



Chrome Starter Motor

1.4 kw starter motor for rubber mount engines and 5 speed transmissions with exposed chain.

53109



Prestolite Starter Repair Kit FL

L1966-82
17207



Hitachi Type High Torque Starter Motor

Features 1.4 kw design that generates more power and shaft speed than original type .8 kw starter.

PCP Finish
53119 Black
53120 Chrome

Chrome Hitachi Starter Bracket FL 1982-E84


27146 66098-82 (each)



Accel Ultra Tork Starters

Available in 1.4 Kw to start even the meanest V-Twin. Comes with lifetime clutch and 5 year warranty from Accel.

Chrome	Year	Model
53153	1974-88	All BT with Hitachi
	1974	All XLH with Hitachi
53154	1966-82	All FL with Prestolite
	1967-80	All XL with Prestolite

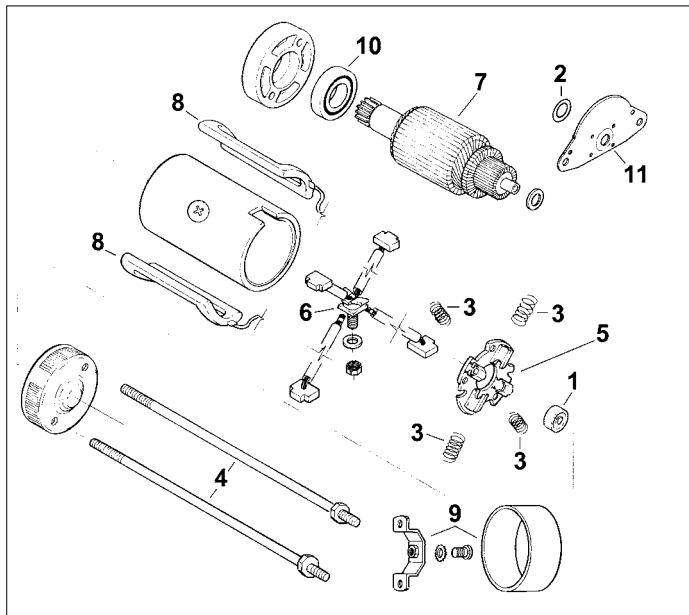


Hitachi Starter Hardware Kit

Kit includes brushes, holder, springs, thru bolts, and insulator commutator end bushing for 1973-80 XL and 1973-88 BT.

17239

Starter Related



Prestolite Style Starter Components

Prestolite type starter motors replace originals on 1966-81 FL, 1980-82 FLT, 1982 FXR, 1967-73 XL, 1977-80 XL models. Unit has a 6" overall body length.

- | # | PCP | Description |
|----|-------|--|
| 1 | 15720 | Bearing BT 66-82 XL 67-73 & 77-80 (9073) |
| 2 | 14501 | Deflector plate 0-ring 66-86 (11101) (10 pk) |
| 3 | 13159 | Brush spring set (4) 1966-82 (31534-66) (10 pk) |
| 4 | 4019 | Case thru bolts 1966-82 (31535-66) (pr) |
| 5 | 3344 | Holder (bare, no brushes) 66-82 (31537-66) |
| 6 | 3113 | Brush set with post 1966-82 (31541-66) |
| 7 | 3112 | Armature 1966-82 (31542-66) |
| 8 | 5688 | Accel field coil set (4 pcs) standard FL 1966-82 & XL 1967-80 |
| | 5687 | As above with 30% more cranking torque for stock or modified engines |
| 9 | 2414 | Chr. end cover BT 65-88, XL 67-80 (31565-67) |
| 10 | 15748 | Bearing, drive end FL 66-82 (31539-66) (.745 ID) |
| 11 | 4029 | Oil deflector plate FL 66-82 (60516-65A) |

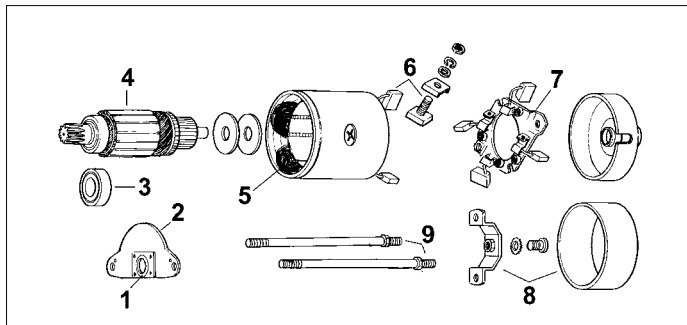


4820

Prestolite-Type Starter Motors

Reproduction of the original equipment Prestolite electric starter motor used on FL 1961-81, FLT 1980-82, FXR 1982 and XL 1967-73 models.

- | PCP | Description |
|------|----------------------------------|
| 4355 | Black starter motor (31458-66A) |
| 4820 | Chrome starter motor (31463-82T) |



Hitachi Style Starter Components

Hitachi type starters are replacements for originals on 1974-76 XL, 1974-88 FXE, 1982-84 FL and 1983-88 FXR-FLT. Parts interchange with original and it has a 5" overall body length.

- | # | PCP | Description |
|---|-------|--|
| 1 | 14501 | Deflector plate 0-ring 1966-86 (11101) (10 pk) |
| 2 | 4029 | Oil deflector plate FL 1966-82 (60516-65A) |
| 3 | 15734 | Bearing BT 1973-87, XL 1974-76 (31583-73) |
| 4 | 3114 | Armature 1974-88 (31580-73) |
| 5 | 4030 | Field coil set ONLY 1974-84 (31579-73) |
| 6 | 3115 | Brush set 1974-81 (4 brushes no post) (31582-73) |
| | 17200 | Brush set (4 pcs) XL 1981-94 (31596-85) |
| 7 | 17013 | Holder assembly (4 brushes) 1973-88 (31581-73) |
| 8 | 2414 | Chr. end cover BT 1965-88, XL 1967-80 (31565-67) |
| 9 | 17014 | Case thru bolts (31576-73) (pr) |



4805

Hitachi-Type Starter Motors

Reproductions of the original equipment Hitachi electric starter motor used on FXE 1974-88, XL 1974-76, FL 1982-84, FLT-FXR 1983-88, FXST 1984-88.

- | PCP | Description |
|------|--------------------------------|
| 4805 | Black starter motor (31570-73) |
| 4806 | Chrome starter motor |



Chrome Starter End Cover

A simple-to-install chrome starter motor end cover kit for all Sportster® models 1967-80 and Big Twins with Hitachi or Prestolite starters 1965-88

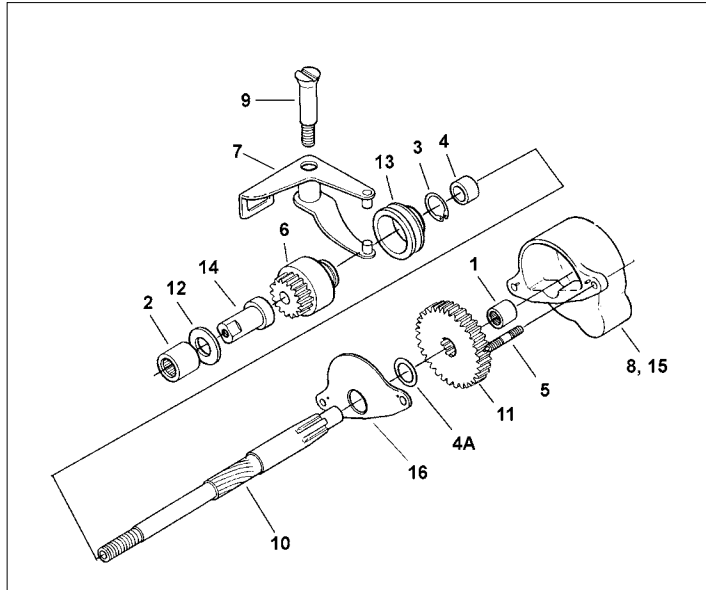
- | PCP | OEM |
|-------|---------------------------------------|
| 2414 | 31565-67 |
| 45456 | 1984-85 FL with Prestolite (31524-80) |

Starter Related

Starter Shaft Related- 4 Speed


Parts fit 1970-79 FXE, 1965-on, FLH 4 speed chain drive.

	PCP	OEM	Item
1	15608	9062	Needle bearing
2	15609	9063	Needle bearing BT 1965-88
3	11020	11039	Retainer 1965-88 (10 Pk)
4	3058	11041	Shaft spacer 1965-88
4A	14501	11101	O-Ring 1966-86 (10 Pk)
5	10828	24811-59A	Stud 1965-72(5 pack)
6	592	31443-65A	Starter drive 1965-88
7	3598	31445-65A	Gear lever FL 1965-80
8	4996	31465-65	Prestolite housing FL 65-E79, FX 71-72
	59119	31465-79	Prestolite, FL L1979-82
9	4026	31478-65A	Pivot bolt 4 speeds
10	2900	31482-70	Starter shaft 1970-85
11	4904	31485-65	Gear
12	11823	31502-65	Thrust washer 1965-84 (5 Pk)
13	4021	31503-70	Shift collar
14	12548	31530-65A	Shaft nut/spacer 1965-82
15	4997	31572-73	Hitachi 1970-E79, FX 1973-79
	4985	31572-79	Hitachi L1979-85
16	4029	60516-65A	Oil deflector



Starter Block-Off Kit

Use on all Big Twins 1965-1984 when electric starter is removed, all parts zinc
3756 Kit



Starter Block-Off Plate

Stock on all 1970-on XLCH's but may also be used on all 1970-on XLH's, 1970-78 XL when starter assembly is removed. Replaces OEM 31460-70. Raw finish.
5513



Starter Bracket

Replaces 31476-66 on 1966-on Prestolite starters.
4549 Each



XLH Starter Parts

Parts listed below fit 1967-80 XLH electric start Sportster

	PCP	OEM	Item
1	15608	9062	Bearing
2	15609	9063	Bearing
3	11020	11039	Snap ring (10 Pk)
4	4022	31424-67	Lever
5	5517	31429-67	Gear
6	592	31443-65A	Bendix drive
7	5513	31460-70	Block off plate XL 1970-78
8	79301	31461-70	Gasket XLCH 70-78 (10 pk)
9	N/A	31462-67	Prestolite housing 1967-72
	N/A	31462-74	Hitachi housing 1973-78
10	4024	31478-67	Bolt
11	25104	31471-67A	Gasket XLH 1967-80 (10 pk)
12	2901	31483-67	Shaft
13	5514	31490-67	Spacer 1967-79
14	12547	31493-67	Nut
15	5516	31501-65	Washer
16	11823	31502-65	Thrust washer (5 pack)
17	4023	31503-65	Collar 1967-on

Starter Drives

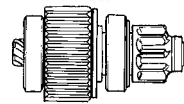
These drives fit BT 1965-88 4 speed and XL 1965-80.

- 5640 Accel Heavy Duty (31443-65A)
- 592 Standard (31443-65A)



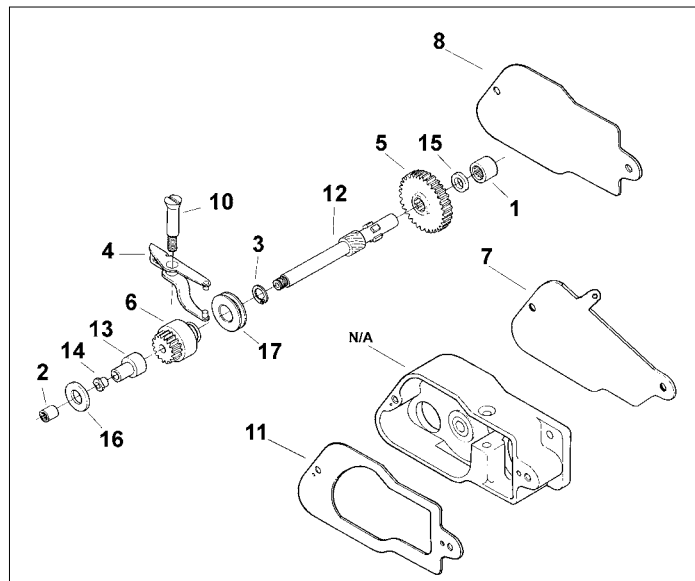
Late Model Drives

- 28468 Assembly, 1981-90 XL (31567-81)

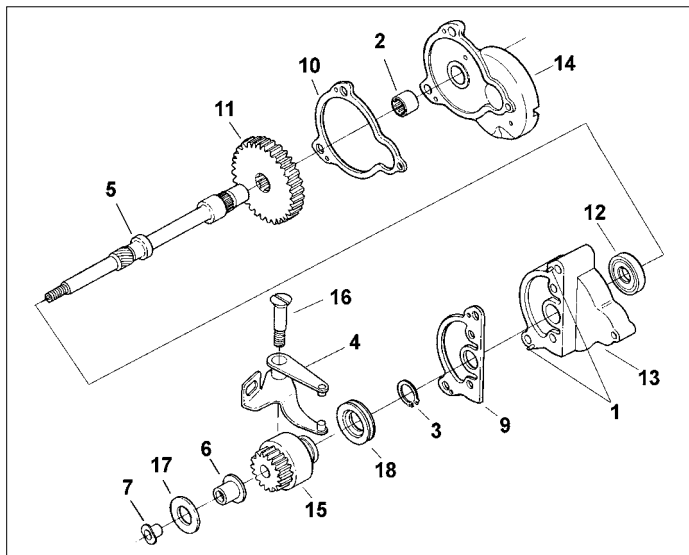


XL Starter Shaft Assembly 1967-80

Order starter drive separately.
17286



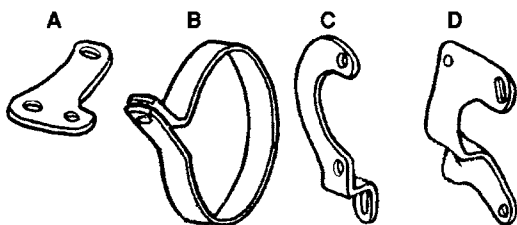
Starter Related



Starter Shaft Related 1982-on

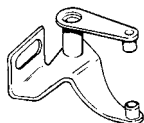
FLH-80, Classic

	PCP	OEM	Item
1	10106	334A	Roll pin (10 Pk)
2	15608	9062	Housing needle bearing
3	11020	11039	Retaining ring (10 Pk)
4	62220	31300-80A	Shift lever
5	21849	31310-80A	Starter shaft
6	62222	31311-80	Spacer, shaft
7	12545	31312-80	Shaft nut
9	25187	31320-80	Housing gasket (10 Pk)
10	25188	31321-80	Cover gasket (10 Pk)
11	62203	31340-80	Shaft gear
12	14037	31341-80	Oil seal (5 Pk)
13	62224	31387-80	Housing, Classic
14	62225	31397-80	Housing cover
15	592	31443-65A	Bendix drive
16	4026	31478-65A	Pivot bolt
17	11823	31502-65	Thrust washer (5 pack)
18	4023	31503-65	Shift collar



Starter Motor Brackets and Clamps.

PCP	OEM	#	Description
4549	31476-66	A	Chrome Prestolite BT 1966-84
27106	31473-67	B	S.S. Prestolite XL 67-80
27107	31479-83	C	Zinc Hitachi BT, FXR 1983-89
27133	66098-82	D	Black Hitachi BT FLH 1982-E84
27146			Chrome as above



Starter Shift Lever

For 4-speed belt drive models.
27120 31300-84



913

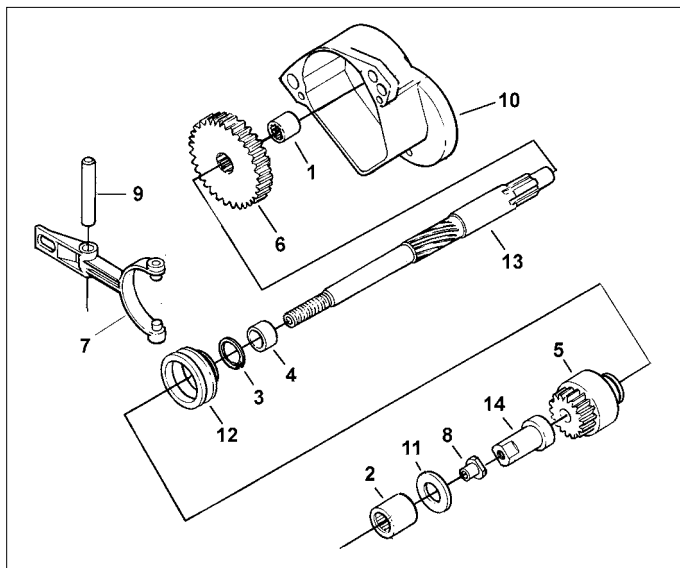
914

Chrome Starter Covers

These chrome starter motor covers install in minutes and fit a wide variety of models.

PCP Fits


913	4-speed FX models from 1974-86 and 1974-E76 XLH with Hitachi starter motor (31351-83T)
914	4-speed FL models (except Classic), 1966-82 and 1967-80 XLH with Prestolite starter motor (31350-83T)



FLT 1980-on, FXR 82-on Starter Related Hardware

#	PCP	OEM	Item
1	15608	9062	Housing needle bearing
2	15609	9063	Cover needle bearing
3	11020	11039	Retaining ring, collar (10 Pk)
4	3058	11041	Spacer
5	592	31443-65A	Bendix drive
6	4904	31486-65	Gear 1980-85
7	62204	31491-79	Shift lever, starter
8	12547	31493-67	Nut, shaft
9	10133	31495-79	Pivot pin
10	62205	31497-79	Housing, 1980-82 FLT
	21701	31497-83	Housing L 1983-84
11	11823	31502-65	Thrust washer (5 pk)
12	4023	31503-65	Shift collar
13	28294	33120-79	Starter shaft, 1979-84
14	62213	33121-79	Spacer, shaft

Generator



12 Volt Generators

Features machine wound armatures, hardened shafts and premium bearings. Fits 1965-69 BT and 1965-81 XL.

PCP	Finish
53180	Black
53181	Chrome



12 V Generators 1965-81

New tooling has produced updated versions of these imported units in black and chrome, replaces 29975-65A 2 brush.

PCP	Description
28930	Black (10 amp) (29975-65A)
28931	Chrome (10 Amp) (29976-83T)



C/E Generators with Built In Regulators-USA

Black, 2 brush style generators by Cycle Electric, fit all styles XL 1952-81 and FLH (including Flatheads) 1936-69. On pre 1958, case must be drilled to accept 5/16" mount bolts. Gear kits sold separately. PCP# 6543 will also replace Hitachi generator on 1981-E85. For XL models, order PCP#28122 gear kit to complete installation. PCP#28233 is low output for use with mini 12V battery #6875.

PCP	Volt	Description
6542	12	Black (29975-65A) No Regulator
6543	12V	High output 1965-E84
28950	12V	Regulator only for #6543
28233	12V	Low output generator using a mini battery
28952	12V	Regulator only for #28233
28238**	6V	Standard, black 1958-64 No Regulator

**Will replace 3 brush 1936-57, must use OEM oil deflector 31035-58, PCP#2068. Discard spring and old deflector.

Generator Terminal Nuts

Brass type as OEM replaces 7634, on all Brush generators 1930-on. (10 pack)

12503



12 Volt Regulator End Cover (Cycle Electric)

Made in the USA for stock 1965-81 generators (29975-65A), such as, #6542 Cycle Electric generator. This unit features solid state components in a finned end cover equipped with needle bearing installed. (remove stock end cover and replace with this regulator end cover for better controlled charging).

28104



Volt Tech Generators with Built-in Regulator

2-Brush style fits FL 1965-69 and XL 1952-81. PCP #59821 and #59053 will also replace Hitachi generator on 1981-E85 XL models when PCP #28122 gear kit is also ordered. Low output units are for use with PCP #6875 mini 12 volt battery.

Black	Chrome	Volt	Output
59050	59819	12	Low (for mini battery #6875)
59821	59053	12	High
28122	Gear kit for use with #59821 or #59053 on 65-E85 XL		


Generators



Solid State Regulator for 12V Generator

Fits on BT 1965-69 12 volt XL 1965-77.

28134




Volt Tech Chrome Regulator End Cover

12V Cover with needle bearing installed features solid state components in generator end cover.

28128 For regular sized battery

28129 For mini battery (PCP #6875)



4013






45462



Hitachi Style Generator Parts

Replaces 29978-77A on XL 1977-84 models as a high output unit. Can also be used to update other 12 volt, 2 brush systems.

- N/A** Complete generator
- 14035** Oil seal XL 1982-84 (29911-82)
- 5686** Brush set 1981-84 (29913-82)
- 15724** Ball bearing, end cover (29916-82)
- 79198** Gasket (30143-58) (10 pk)
- 4013** 14T Drive gear (31073-63A)
- 45462** Chrome end cover (31599-82)



Generator Alternator (Less Drive Gear)

This kit replaces the generator and regulator on all 6 or 12 volt models. Special features include 17amp @ 1000 rpm high power output, billet housing, and a stronger than stock stress proof shaft. Includes a black or chrome alternator and a black solid state regulator. Mounting holes in case must be drilled out to 5/16" size to accept late model bolts. Fits 1965-69 12 volt BT and XL 1965-83; as well as, pre 1965 which have been converted to 12 volt electric. 17 AMPS@1000 RPM Weighs only 3 lbs. Instructions included. **(not for mini-battery 5.5A)**

28253 Black (recommended for FXE battery) USA

59816 Chrome alternator USA

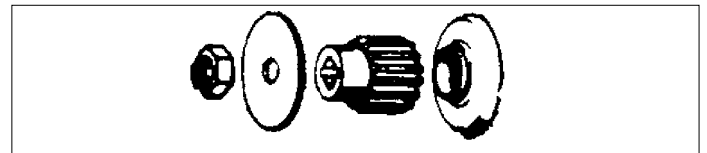
59817* Black alternator

59818* Chrome alternator

5627 Replacement black regulator BT 1981-88 (74516-86)

5629 Regulator mount bracket

*Imported



Generator Gear Kit

Kit includes gear, deflector nuts and proper pieces for each application.

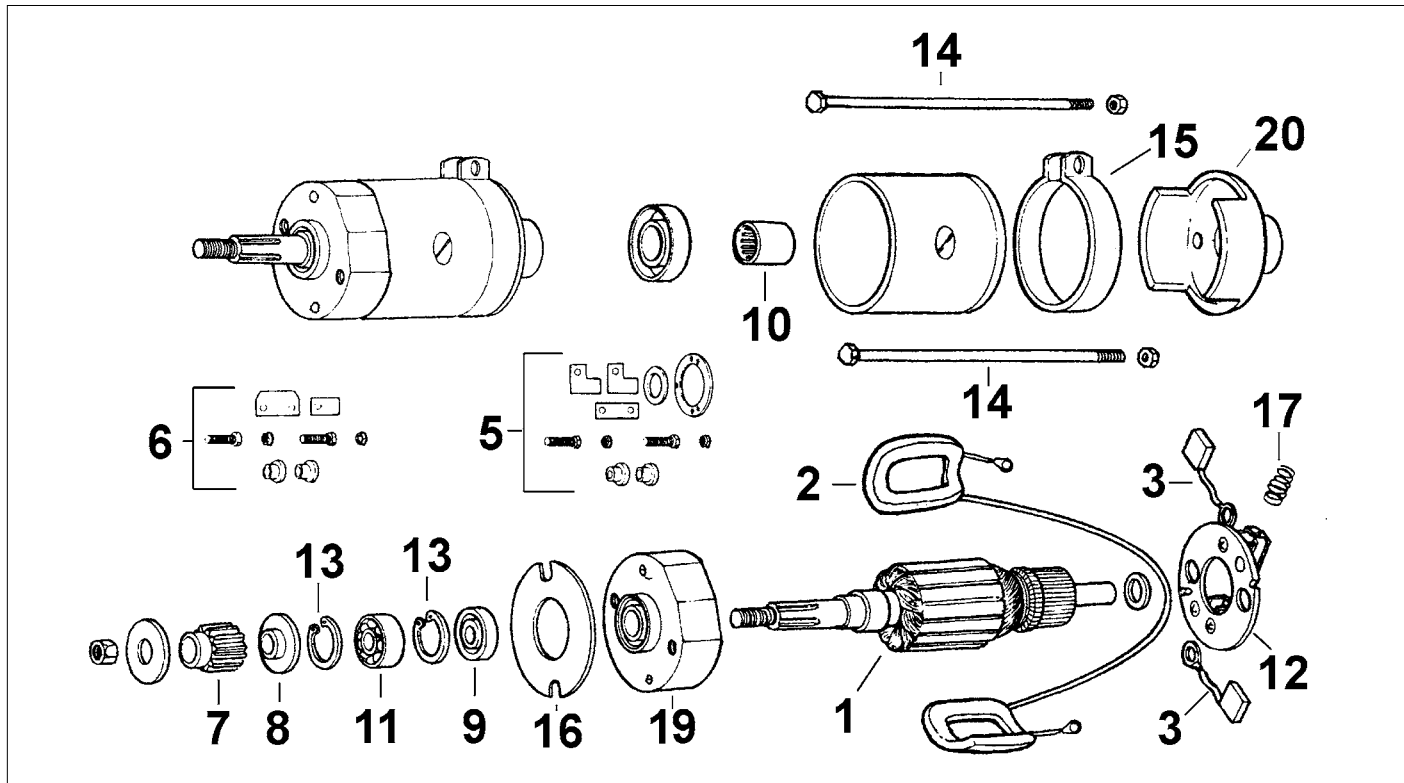
PCP Application

28121 74 FLH 1958-69, 2 brush 14T

28122 XL 1959-81, 2 brush 14T

28137 1932-57, 3 brush

Generator



PCP	OEM	Description
1 619	30851-32	6 volt Armature 1932-57
620	30851-58	6 volt Armature 1958-60 (not fan cooled)
5680		Accel 1961-64
5679	30851-65A	Accel 12 volt Armature 1965-82
2 N/A	30202-52	Field Coils 6 volt 1952-57
N/A	30201-65	Field Coils 12 volt 1965-84
3 5683	30425-32	Brushes 1932-51
5684	30425-51	Brushes L 1952-57
5685	30426-58	Brushes 1958-80
5686	29913-82	Brushes 1981-84 Hitachi
5 609		Insulator kit 1932-57
6 610		Insulator kit 1958-on
7 4011	31070-30	Drive gear BT 3 brush 36-57 14T
1277	31070-58	Drive gear FL 1958-69, 13T
4013	31073-63	Drive gear XL's 1963-81, 14T

PCP	OEM	Description
8 4015	31035-31	Gear end oil deflector 1932-57
2068	31035-58	Gear end oil deflector 1958-69
9 14036	30145-46A	Armature oil seal 1958-69
10 15611	9088	Commutator end needle bearing
11 15711	9007	Gear end armature bearing
12 3340	30385-32	6 volt generator 3 brush holder 1932-57
4016	30350-58	6 volt generator 2 brush holder 1958-64
3338	30350-66	12 volt generator brush holder 2 brush 1966-81
13 11004	11004	Generator end cover retaining ring BT 1958-69, XL 71-81 (10 pk)
14 4017	30012-32	Generator Body frame screws 1932-57 (Pair)
4020	30012-58	Generator Body frame screws 1958-81 (Pair)
15 3339	30475-66	Chrome generator brush cover band 1966-80
28140		As above, black
16 79196	30138-30	End cover gasket 1932-57 (10 pk)
79198	30143-58	Gasket BT 1958-69 (10 pk)
17 13155	30453-58	Spring BT 58-69, XL 58-81 (10)
19 17215	30095-61C	Gear end cover chrome
20 17216	30132-61C	Chrome end cover 1961-69

Note: All generators are delivered less drive gear. The 13 amp system does not interchange with the earlier 10 amp system—do not attempt to interchange the parts of the two systems.



Accel Generator Armature

These armatures feature: heavy gauge copper wire windings, long life solid copper commutator and heavy service lamination segments.

PCP Description

5679	12 Volt XL, 1965-82; FL 1965-69 (30851-65A)
5680	6 volt XL, FL 1961-64 (30851-61)

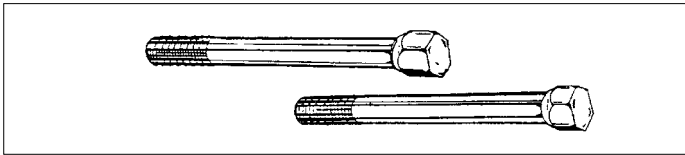
Generator End Cover

Replaces 31081-83T on 2 brush models. BT 58-69, XL 57-81.

Chrome.
2413



Generator Related



Generator Mounting Screws

74" & 80" Big Twins

PCP	Year	Brush	Style
1695	1936-57	3	Acorn
2152	1936-57	3	Chrome stock
8152	1936-57	3	Cad stock slotted
9679	1936-57	3	Parkerized stock slotted
5345	1936-57	3	Chrome allen
1694	1958-69	2	Acorn
2125	1958-69	2	Chrome stock
5194	1958-69	2	Cad stock
5346	1958-69	2	Chrome allen

Sportster 1952-70

8877	1952-70	2	Chrome stock
8878	1952-70	2	Cad stock
1728	1972-84	2	Acorn
5378	1971-84	2	Allen

BT Generator Phillips Screw Kit 1950-54

PCP	Finish
72097	Chrome
72098	Cad



Solid State Relay Eliminator

Replaces mechanical regulator on 3 brush generators 1937-57. No sticking relays and moving parts to wear out.

28100 Relay eliminator 1937-57



Generator Relay (Solid State)

3-post replacement generator relay for Big Twins and allows use of "idiot light". Replaces OEM 74750-38. Used on all 3 brush generators 1938-57.

28103 Relay with chrome cover



Voltage Regulator Mount Kit BT 1965-69

72329 9 Piece kit



Accel® Mechanical Regulators

Top-notch American-made Accel® regulators. Every unit features heavy-duty shock mounted steel bases, vibration-resistant wire connections, fibre and mylar insulated pads, and large diameter contact surfaces.

12-volt Bosch style. Fits XLH 1965-66 and XLCH 1965-78


PCP	Description
5665	Black (74511-65)
5664	Chrome

12-volt Delco-style. FL 1965-69 and XLH 1967-78

5661	Black (74510-64T)
5660	Chrome (74510-64)

6-volt Delco-style. Fits KH, XL and XLH 1954-64, and 6-volt FL models from 1958-64.


5662 Chrome (74508-85T)



17192



17193



Replica Look Relay

Exact shape and size of earlier 6 volt relay and mounts the same. Electronic design will function with 2-brush generators.

Chrome	Black	Volt	Application
17193	17194	6	6 Volt, 2-brush generators
17192	-	12	65-69 FL, 65-83 XL



Replica 6V Delco Remy Relay 1937-57

28130	Black (74750-38)
28159	Chrome

Generator Related




Colony Generator Positive Terminal Screw Kit

Reproduction of original hardware.

72126 BT 1932-57

72127 BT 1958-69



Generator Rebuild Kit

Complete as shown, all small parts necessary for rebuilding a 6 or 12 volt, 2 brush generator.

28139 Complete kit

4020 Body bolt (30012-58)



15709



15710



18640

Generator Hardware

PCP Application

15709 Commutator end (9004)

15710 1949-64 Brush End (9005)

18640 End cover bushings (30148-58)



19552



19553



19543



19554

Antique Mount Plates

PCP Application

19552 Relay mount BT 1936-46, OHV (74765-36)

19553 Relay mount BT 1947-64, OHV (74765-47)

19554 Plate spring washer (32666-30) (each)

19543 Spark cable bracket 1947-53 (56628-47)



895

894

Generator Body Covers

894 2 Brush-XL 1957-81, 74" 1958-69

895 3 Brush--74" 1932-57



19638



19639

Generator Mount Strap

Fits 3 brush type.

PCP Application

19638 1936-57 BT OHV (30025-36)

19639 As above, parkerized

8214* Mount kit for all models, cadmium

9681* As above, parkerized

*Note: Includes screw, shims, washers



Chrome Generator End Cover

Chrome generator end cover for BT 1930-57 and 45" models. End cover has 1/4" x 24 thread mount holes.

19483 Chrome end cover only

Generator Related



Generator 12 Volt Conversion Kit

Use to convert a 6 volt system to a 12 volt system. Features a look-alike 12 volt regulator and an automatic advance distributor. **90249**



90248

Generator-Regulator 12 Volt Conversion Kit


Use to convert 1936-69 BT to a 12 volt system. Includes a 12 volt generator with built-in solid state regulator, mini 12 volt battery, battery box kit which fits in the original 6 volt battery compartment; 12 volt coil, auto advance distributor and generator screws.

PCP	Generator
90247	Black
90248	Chrome



Frame Electrical Terminal Screws and Fittings

Duplicate of OEM Kit# 1523-26A. Contains insulators, screws and nuts as original. Fits 1936-1947 Big Twins. **8942**



59846

Battery Box Extension Kits

Housing for mini 12 volt battery raises it to the height of the H-2 6 volt battery. Use in wrap around oil tank to keep at original height so battery rods can be used. Kits include black box, rubber pads, rods and chrome top. Battery sold separately.

PCP	Description
59846	Mini battery kit
59847	6 Volt standard battery box kit



Wire Clips

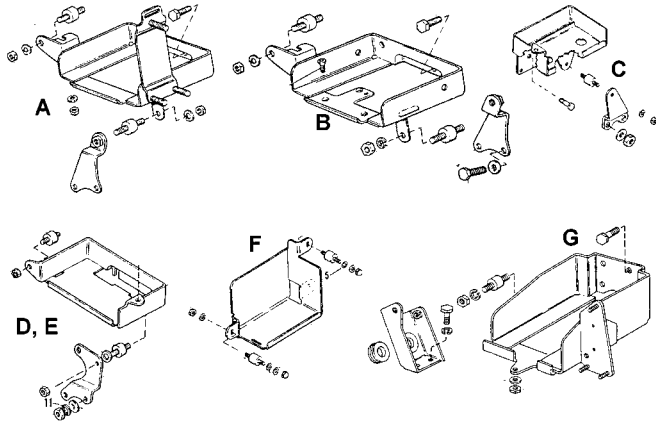
PCP	Model	Application
72450	1936-69 BT	Front frame leg (9979)
72489	1961-84 BT	Frame head tube (10012)
72490	1936-49 BT	Seat post tube, frame tube and frame head (4730-30A)
72491	1930-48 BT	Brake light, battery wire (4727-30)
72492	1923-33 All	Taillight (4727-23)
72504	1938-48 BT	Horn wire (4703-38A)
72505	1936-64 74OHV	Front spark plug cable (4726-36)
72520	1938-65 BT	Timer wire (4726-37)
72547	L1945-E47 BT	Type I, frame head tube (bull neck) (1977)
72545	L1947-49 BT	Type II, Frame head tube (9977)
72546	1950-60 BT	Type III, Frame head tube (9977)
72586	1949-64 BT	Timer cable clamp (9957)
72587	1936-48 BT	Timer cable clamp (4726-36A)



Miscellaneous Antique Hardware

PCP	Description
19533	Timer wire clip 1938-65 (9971) (each)
19536	Throttle and spark coil spool 18-48 (3332-36) (ea)
19538	Clutch brake cable ferrule 1950-52 (each)
19539	Timer cable clamp 1936-48 (each)
19540	Timer cable clamp 1949-64 (9957) (each)
19542	Timer cable clamp 1946-64 (each)
19545	Throttle cable clamp 1952-65 (56609-52) (each)
19546	Front brake cable clamp 1928-48 (4160-28) (each)

Battery Box



Chrome Battery Carrier Tray


Replacement battery trays for all Twins. Uses stock mounting hardware.

PCP #	Description
28923 A	FLH 1965-69
28925 A	As above, black
3107 B	FL 1974-79 (66204-74)
28921 B	FL 1980-84 (66204-80)
3109 C	FX 1971-78 zinc plated (66190-71)
3108 D	FXE 1973-79 (66191-73)
28920 E	FXE 1980-84 (66191-80)
28924 F	XLCH 1970-78, zinc (66236-73)
3463 G	XLH 1967-78 (66205-75)



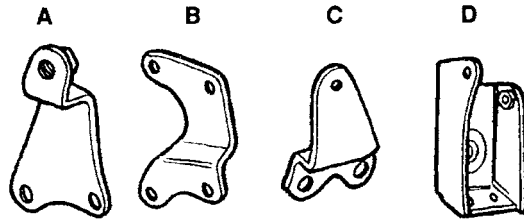
Iso-Mount Chrome Cover

Covers black 1/4" Iso studs. Pair.
44069



Battery Box Mounting Kit

Reproduction of battery box mounting kit on 1965-84 FX, FL and 1967-78 XL.
72331



Chrome Battery Carrier Brackets

PCP	OEM #	#	Model
4911	66212-65	A	FLH 1965-85
3988	66225-73	B	FXE 1973-84
27108	66214-71	C	FX 1971-80
27105	66214-71	C	As above, black
3987	66480-67	D	XLH 1967-78



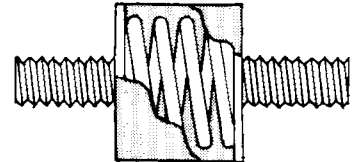
ISO Mounting Rubber Studs

All types UNC threads as OEM. 1/4" used on FX-XL-FL battery box and oil tank, 5/16 size on FX dash. (23001)

PCP	Size
1154	1/4" Male-Male (62563-65) (10 pack)
5444	5/16" Male-Male (each)
23069	5/16" x 1/4" XL oil tank (62569-94)
23001	5/16" Male-Female for FX dash (50235-63) (each)
23006	1/4" Male-Male with spring (62563-65) (10 pack)
23026	5/16" Male-Male, horn (69125-65) (each)


Heavy Duty Battery Box Rubber Mounts

Features an internal spring which makes it stronger than the rubber original.



Includes 1/4 - 20 x 1/2" long threaded studs and steel plates. This mount also works great for mounting many custom parts. Replaces OEM 62563-65.

23006 10 Pack



Battery Pad Kits

1261	FL-FLH electric start for big H-12 Battery
1262	FXE electric start 12N164B size Includes bottom and cover pads.

Battery Covers



FXE and Sportster® with Electric Start

Chrome battery covers complete with cell viewing window. Fits all FX 4-speed electric start models 1973-86 and all Sportster® models 1982-99.

PCP	Description
851	Plain (66070-83T)
858	Louvered
2423	Slotted



Chrome Battery Top Covers

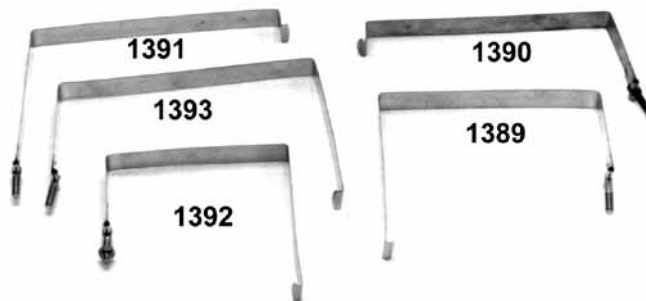
PCP	Fits
1387	FL models 1965-84 (66370-65T)
1388	Electric start 4-speed FX models (except Softail®) 1973-86, XL 1982-96 (66367-73T)
1386	FX & Sportster® kickstart 1971-78 (66369-70T)
2424	Electric start Sportster® 1967-78 (66369-67T)



Battery Cover For 4 Speed FL & XLH

For FL 1970-84 & XL 1967-78

PCP	Description
854	Plain, FL 1970-84 (66074-83T)
855	Louvered, FL 1970-84 (66075-83T)
773	Plain, XL electric start, 1967-78 (66379-67)



Stainless Steel Battery Hold-Down Straps


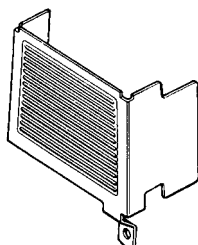
Manufactured from 18-gauge stainless steel to meet or exceed OEM specifications.

PCP	Fits
1390	FL models from 1965-69 (66383-65)
1393	FL models from 1970-84 (66383-70)
1391	Electric start Sportsters from 1967-78 (66470-67)
1392	FX 1971-80 and Sportster® models with kickstart only from 1970-78 (66470-70)
1389	Electric start 4-speed FXE, FXWG, FXSB 1973-79 (66476-73)

Stock Ribbed Battery Covers

Exact reproduction with raised ribbed design in chrome.

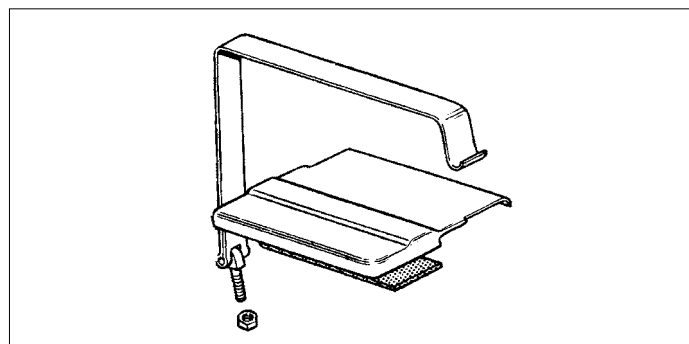
PCP	Model
45175	FLH 1965-69
3242	FLH 1970-84 (66378-70)
3244	XLH 1967-78 (66379-67)



FX and Sportster® Models with Kickstart

Chrome battery covers to fit all FX and Sportster® models with kickstart only from 1970-78.

PCP	Description
852	Plain slotted
857	Louvered



Chrome Battery Top Cover and Strap Kit

PCP	Application
45829	1967-78 XLH
45830	1970-84 FX-XL kick only
45831	1965-69 FLH
45832	1970-84 FLH
45833	1973-84 FXE

Batteries



6880



6881



6884



6883

Yuasa Yumicron

The Yumicron's high technology separators allow two extra plates per cell to be installed, for a 30% improvement in cranking performance. This added power is beneficial for Touring bikes with lot of accessories or modified bikes with high lift cams, high compression and performance carburetion. Yumicron's reserve power is an added bonus when encountering the occasional starting problem.

PCP	OEM	YUASA
6880	66010-82A	Y50-N18L-A
6881	65991-75C, 65991-82A	YB16-B
6876	66006-65A, 66007-84	YHD-12

Yuasa Yumicron CX

The original small engine starting battery to use "lead calcium" technology that generates a more powerful, longer lasting battery that requires less maintenance. The Yumicron CX will generate 5% to 8% more cold cranking amperage than the high output Yumicron battery. For bigger bikes this means more reserve power and greater endurance. An added bonus during winter storage is that the Yumicron CX holds its charge better than lead antimony batteries which results in a longer shelf life and longer periods between charges.

PCP	OEM	YUASA CX
6884	66010-82A	Y50-N18A-CX
6883	65991-75C, 65991-82A	YB16-B-CX




Yuasa Battery Application

CC	Year	Model	Yumicron	Yumicron CX
1340	1982-94	FXR series	YB16-B	YB16-B-CX
	1980-96	FLT/FLHT series, FLHR	-	Y50-N18L-A-CX
	1978-84	FL/FLH	YHD-12	-
1200	1971-78	FX series (electric start)	YB16-B	YB16-B-CX
	1971-72	FX series (kickstart)	12N7-4A	-
	1965-77	FL/FLH series	YHD-12	-
1100	1987-93	XL series	YB16-B	YB16-BCX
1000	1983-85	XLX-61, XR 1000	YB16-B	YB16-B-CX
	1979-85	XL series	YB16-B	YB16-B-CX
	1979-86	XLH	YB16-B	YB16-B-CX
	1970-78	XLCH series	YB7-7A	-
	1967-78	XLH	YHD-12	-

Battery Overflow Catch Tank (fits all models)

The overflow catch tank ensures against acid overflow damage while properly venting the battery. The 4" x 3/4" plastic trap allows you to keep an eye on the acid level even when your battery is fully covered. The catch is easily mounted vertically or horizontally with the mounting strap included. Sold each.

17021





12V Custom Battery (Dry Charged)

Custom size battery is ideal when converting to a 12-volt system. 3-19/32" wide x 4-1/16" long x 4-1/2" high. Rated at 5-1/2 amp hours.

6875 37-64 FL w/12-Volt conversion or horseshoe oil tank

6V Batteries to Fit FL and FLH Models

PC Description (Dry Charged)

6878 H-2 type fits BT 1941-1964 (4" x 4-1/2" x 8-1/2"H) (66006-29D)

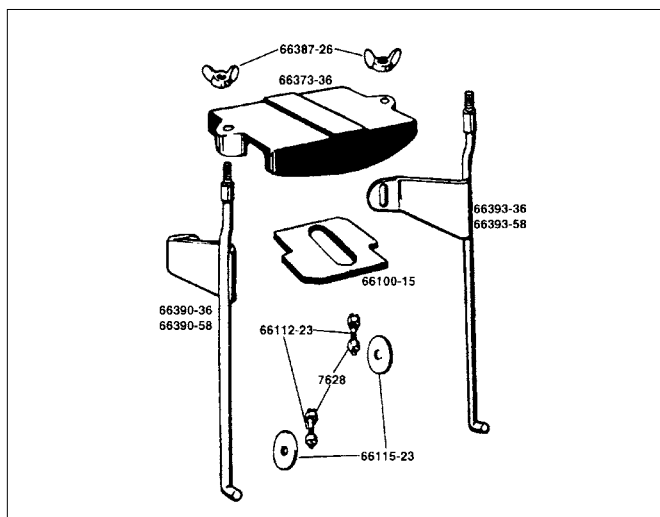


6 Volt Battery

- Molded PVC, all black battery with three vented style plugs
- No vent tube required
- Requires filling with electrolyte, (not included)

Fits 1929-52 WL, 1929-30 J, 1930-34 VL, 1936-40 EL, 1941-64 FL, and 1938-48 UL models.

6864



Oil Tank, Battery & Fender Accessories

PC #	OEM #	Description (chrome)
17009	66390-58, 66393-58	Tall 6-volt hold-down rods
2235	66373-36	Battery top plate
849	62575-36	Battery bottom plate
850	62585-36	Battery plate bracket

6 Volt Battery Hardware

Fits BT 1936-64

PCP	OEM	Application
19287	66373-36	Top cover, black
2235	66373-36	Top cover, chrome
12595	66387-26	Wing nuts 1929-64 (pair)
5445	66100-15	Pad set (2 pack)



Battery Terminal Kit

These faithfully reproduced battery terminal fasteners and felt washers will add a look of authenticity to any restoration. Fits all 6 volt Harley Davidson 1923-65.

5122



Battery Flags and Hold Down Straps

PCP	OEM	Application
19288	66390-36 66393-36	Fits horseshoe oil tank with 6 Volt wwbattery 1936-57. Parkerized
19289	66390-58 66393-58	Fits as above, 1958-64

Wiring Harness



28618



28604

Wiring Harness Kits BT 1970-on

Main harness does not include any extra wiring (only OEM type main wires in a plastic housing) Complete kits have plastic looms and include all low tension wires and handlebar, regulator, circuit breaker, taillight and turn signal wires. All harnesses include correct length wires and connections already installed. (no wiring diagrams, use OEM manual).

FLH

PCP	OEM	Application
4208	70320-70	1970-72 FLH Main
28617	70320-70	1970-72 FLH Complete
4210	70320-73A	1973-77 FLH Main
28618	70320-73A	1973-77 FLH Complete
28610	70320-78	1978-79 FLH Main
28620	70320-78	1978-79 FLH Complete
28611	70320-80	1980-84 FLH Main
28621	70320-80	1980-83 FLH Complete

FX-FXE

5261	70326-71	1971-72 FXE Main
28619	70326-71	1971-72 FXE Complete
5262	70326-73A	1973-77 FXE Main
28616	70326-73A	1973-74 FXE Complete
28637	70326-76	1975-77 FXE Complete
28612	70353-78	1978-79 FXS Main
28613	70343-78	1978-79 FXE Main
28614	70214-80A	1980-85 FXWG Main
28607	69543-80	1980-84 FXS-FXB Main

FXR

28681	69545-82A	1982-E84 FXR, FXRS, RT Main
-------	-----------	-----------------------------

Replacement Battery Cables

Exact copies of the originals with heat shielded terminal ends. Measured from tip to tip.

PCP	Cable Size	Application
4014	8½"	Ground 1981-85 All XL's (70011-81)
2809	16"	Solenoid to battery and starter 1971-85 FX; 1965-85 FLH. Positive to solenoid 1982-88 FXR, 1982 XL, 1967-75 XLH (70069-65B)
4008	15¼"	Solenoid to starter 1983-on FXE. All FX 1983-85 FLH (70069-83A)
4002	16"	Positive to solenoid 1982-88 XL (70083-82)
2811	10.75"	Ground 1982-84 FXR; battery positive 1975-79 XLH; 1979 XL (70097-75A)
17153	8½"	Solenoid to starter 1982-88 FLT (70100-79A)
17154	8½"	Ground 1982-92 FLT; (braided) (70186-82)
2810	8½"	Ground 1965-85 FL (70209-65A)
2812	12"	Ground 1967-78 XLH (braided) (70235-67A)
4004	8¾"	Ground 1970-78 XLCH (70295-70)
4006	10¾"	Ground 1971-78 FX (70461-67A)

Sportster Wiring Harness

Colour-coded harnesses, for stock applications. The harnesses listed below use PVC insulated wire and looms. All harnesses include correct length wires and connections already installed. (no wiring diagrams, use OEM manual)

Note: The use of your original handlebar and taillight harness is required.

XLH ELECTRIC START-Main Harness Only

28604	70151-70	1970-72 XLH
28605	70151-73	1973-74 XLH
28615	70006-75	1975-76 XLH
28631	70006-76	1977 XLH
28677	70275-77	1977-78 XLCR
28672	70006-79	1978-79 XL, XLS
28673	70006-80	1980 XL, XLS
29465	70006-81	1981 XL, XLS
29466	70006-82	1982-E84 XL, XLS, XLX
28674	70135-84	1984-85 XL, XLS

XLCH KICKSTART-Main Harness Only

28628	70153-70	1970-E71 XLCH
28629	70153-71	L1971-72 XLCH
28630	70153-73	1973-74 XLCH
28606	70001-75	1975-76 XLCH
28632	70001-76	1977 XLCH
28633	70001-78	1978 XLCH
28634	70001-79	1979 XLCH

SERVI-CAR

28661		1964-65
28635		1966-70 G-model
28636	70272-71	1971-73 G-model

Battery Cables



Wiring Harness



4202



28625

Complete Wiring Harness Kits 1930-69 (USA)

Perfect colour-coded reproductions of original H-D wiring harnesses. Early harnesses feature original cotton braided insulation and woven looms. All harnesses include wire terminals (not attached) and wiring diagrams in pre-1966 kits.

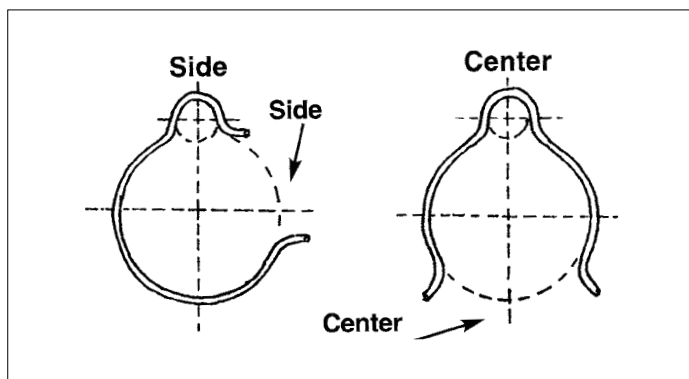
PCP	OEM	Application
28669		1916-28 JD electric model
4194	4735-30	1930-36 VL, RL
4196	4735-36	1936-37 WL, UL, EL
4198	4735-38A	1938-46 WL, UL, EL, FL
28670	4736-42M	1942 45 Army
4200	4735-47	1947 WL, UL, EL, FL
4202	70321-48	1948-57 WL, UL, FL, FLH
4204	70321-58	1958-64 FL, FLH
4206	70321-65	1965-69 FLH

XLH Battery Type

5263	70320-56	1952-58 K, XL 6-volt
28622	70320-59	1959-64 Sportster XLH 6 volt
28623	70320-65	1965-66 Sportster XLH 12 volt
28624	70320-67	1967 Sportster XLH e/start 12V
28625	70320-68	1968-69 Sportster 12V e/start

XLCH Magneto Type

28626	70320-58	1958-64 Sportster XLCH magneto
28627		1965-69 Sportster XLCH magneto
28660	—	1934-69 Servi-car & sidecar taillamp
4214	—	1952-64 Turn signal kit only



Control Cable and Wire Clamps

Zinc plated steel spring. Sold in 10 packs.


PCP	Tube Size	Wire Size
27605	1" side	3/16"-7/32"
27606	1-1/4" side	3/16"-7/32"
27607	1" centre	3/16"-7/32"
27608	1" centre	5/16"
27609	1-1/8" centre	5/16"



28726

Wire Harness/ Dash Base Assemblies

PCP	Type	Application
28717	Cateye	45 and BT 3 brush 1939-46
28718	2 Light	BT 3 brush 1947
28724	3 Light	BT electric start 2 brush 1965-67
28725	5 Light	BT electric start 2 brush 1968-69 (5 post key switch)
28726	5 Light	BT electric start 1973-77 (6 post switch)



Electrical Terminal Plate

Painted and pre-assembled terminal head lamp plate includes mounting hardware. Fits FX, XL 1970-74.

9817 Replaces 72303-70



Electrical Terminal Plate Assembly

Reproduction terminal plates are now available. They are insulated to eliminate grounding. The installation of this box and a new wire harness is a must when restoring the electrical system on Harley Big Twins and 45's.

17208	Terminal board FL 1949-57 (72301-49)
72305	Colony, as above
17240	Terminal board BT 1958-69 (72301-49A)
72306	Colony, as above
5158	Terminal box 1948-69
9639	Terminal plate FL,FX 1970-77 (72300-70)
5413	Mount studs 1948-55 (72341-48)
5414	Mount studs 1956-82 (72341-56A)

Wiring



Handlebar Harness with Switches 1973-81

Complete with soldering already done. Includes wire connectors, buttons, screws, stop light switch rubber boot and switch retaining plates. 1973-81 colour coded to match the OEM wires. 48" long kits fit tall handlebars.

- 28448** Black switches with 40" leads
- 28449** Chrome switches with 40" leads
- 3249** Black switches with 48" leads
- 28447** Chrome switches with 48" leads



Handlebar Harnesses for All Models 1973-95

Colour coded, correct gauge, wiring harnesses that replace the OEM shorter harnesses. Both kits have black vinyl casing. Early kit includes connectors and terminals. Late kit has connectors and handlebar wiring retainer clips.

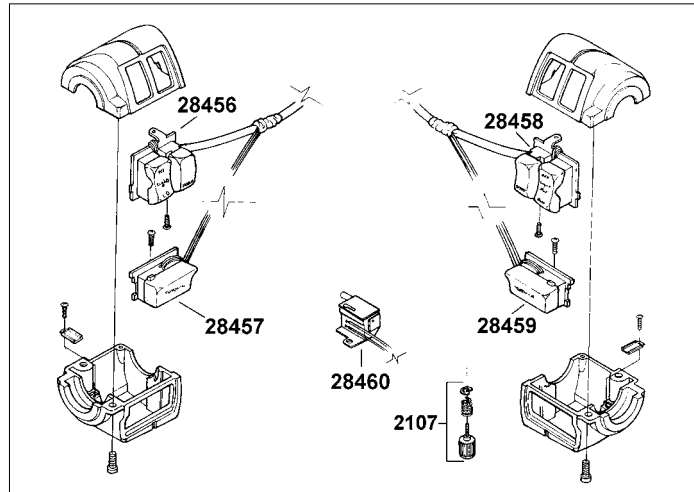
- 28650** 1973-81 Stock 36"
- 28651** 1973-81 Extended 48"
- 28652** 1982-95 Stock 36"
- 28655** 1982-95 Extended 48"



Chrome Switch Kit

Fits 1982-95 with 36" wires.

28452



1982-95 Handlebar Switches

Suited as replacements to the original parts. Comes soldered to 12" lengths of wire. Fits all models 1982-95.

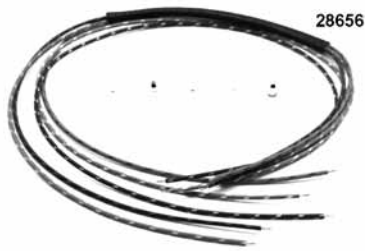
Black	Chrome	Description
28456	28461	Dimmer/horn (71597-92)
28457	28462	Left turn signal (71598-92)
28458	28463	Engine start/stop (71589-92)
28459	28464	Right turn signal (71591-92)
28460	-	Front stop switch (71590-92)
2107	-	Throttle adjusting screw all 1974-on w/stock throttle (56397-74A, 56394-74)
-	46010	Chrome housing set



Complete Harnesses with Switches 1982-95

Each switch set comes with a 48" wiring harness which will accommodate tall handlebars. Ready to install in **your switch housings**. Fits all Sportster® and Big Twin models (except those with radio controls) 1982-95.

- 28450** Complete kit, black
- 28451** Complete kit, chrome



Handlebar Wiring Harness Kits-Colour Coded

PCP	Description
28656	Cotton braid handlebar wires, stock 1936-64
28657	Cotton braid handlebar wires, stock 1965-69
28644	Handlebar wires, stock 1970-72



Terminal Blocks

Includes 4 terminal studs or screw terminals with 10-24 threads. USA made.

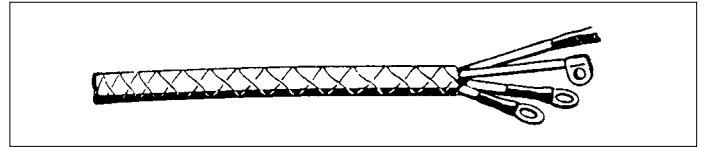
17235	4 terminals, single bank
17245	8 terminals, double bank
17246	12 terminals, double bank
17247	16 terminals, double bank



Vinyl Coated Cable Clamps

Can be mounted to frame, fork, or fenders to help route cables, wires, or brake lines. Mount holes available in 1/4" or to fit #10 screws (.200). Clamp measurement is when compressed. Sold in 10 packs.

PCP	Size I.D.	Mt. Hole
27600	1/4"	1/4"
27601	3/8"	1/4"
27602	1/2"	1/4" (9995)
27603	7/16"	.200



Tail Light Wires-Cotton Braided

PCP	Application
28658	1936-47 All
28659	1948-69 All
28660	1934-69 Servicar and Sidecar

PVC Covered Tail Light Wires 1973-on

PCP	Application
28647	1978-84 FL
28649	1978-84 FX, FXE 1978 XL, XLCH
28668	1965-84 BT horn ground wire



Wiring Harness Accessory Kits

PCP	Description
28757	Turn signal kit 1952-64, cotton
28754	Relay to solenoid wire (70018-77)
28755	Relay to ground wire (70169-70)
28756	Battery box to ground BT 1965-69 (70165-58)



Wiring Harness Loom Cover

Two versions offered, both traditional black fabric woven and black plastic (spiral wound, split casing). 25 foot rolls with inside dimensions listed.

Black Woven		Black Split Plastic	PVC Plastic Loom
28704	3/16" Roll	28700	1/4" Roll
28705	1/4" Roll	28701	3/8" Roll
28706	5/16" Roll	28702	1/2" Roll
28707	3/8" Roll		28730
28708	1/2" Roll		28731
28709	5/8" Roll		28732
			28733
			28734

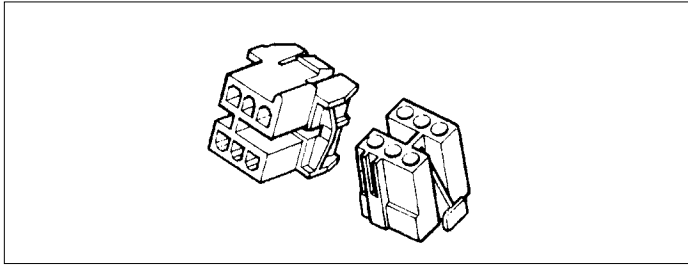


Battery Terminal Hardware Kit

Kit includes pieces to simplify battery installations on FXE and XL models.

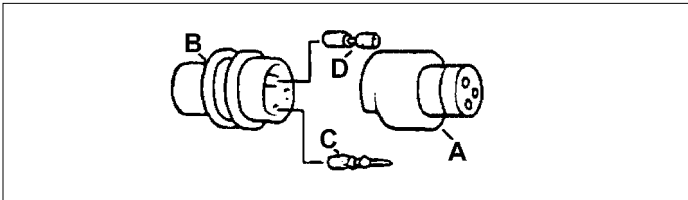
17231

Wiring



Connector Blocks

PCP	OEM	Type
10420	72043-71A	Single pin (5 pk)
10421	72044-71A	Single socket (5 pk)
17229	72035-71	2 Pin insulator (5 pk)
17230	72034-71	2 Pin socket insulator (5 pk)
17210	72037-71	6 Socket insulator (ea)
17211	72041-71	6 Pin insulator female socket (ea)
17213	72278-74A	12 Insulator socket (ea)
17212	72276-74	12 Pin insulator (ea)



Regulator Connector Fittings

PCP	OEM	Application
10424	72051-77A	(A) Regulator plug (ea)
10425	74521-77A	(B) Wire harness regulator plug (ea)
10426	74536-77A	(C) Regulator connector pin (10 pk)
10427	74539-77A	(D) Regulator connector socket (5 pk)



Wiring Panel

Mounting bracket and wiring block for FLH 1973-84.

- 28282 Mounting bracket only (replace 72310-70)
- 28283 Black terminal block (replace 72312-73)

Black Cable Ties

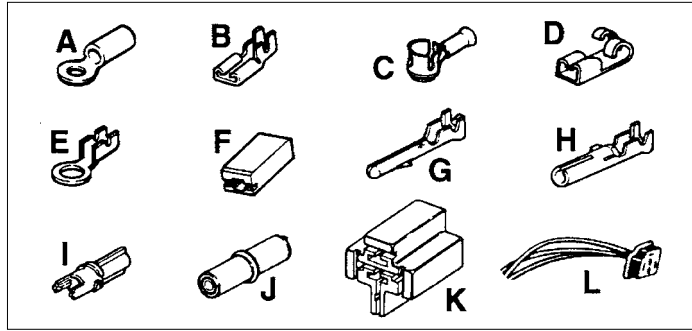
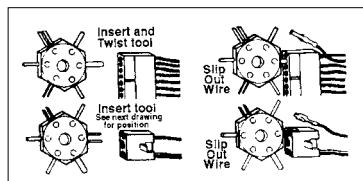
- 2722 7" long (100 pack)



Wire Terminal Tool

Easily depresses terminal lock tabs when disassembling factory wiring harness.

- 26054 Replaces 97362-71



Pins and Sockets

10400	72039-71	(G) Pin 1971-on (10 pk)
10401	72038-71	(H) Socket 1971-on (10 pk)
10420	72043-71A	(I) Single pin insulator (5 pk)
10421	72044-71A	(J) Six socket insulator (5 pk)
10422	72046-79	(K) Starter relay connection (5 pk)
10423	72047-71	(L) Headlamp connection (ea)

Wire Terminals

Ring Type Terminals

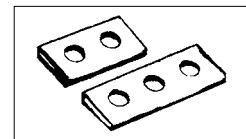
PCP	OEM	Item	Gauge	U/M
10402	9856	(A) #6 eye	16-22	25 pk
10403	9871	(A) #6 eye	14-16	25 pk
10404	9857	(A) #10 eye	16-22	25 pk
10405	9902	(A) #10 eye	14-16	25 pk
10406	9866	(A) #10 eye	10-12	25 pk
10407	9858	(A) 1/4" eye	16-22	25 pk
10408	9862	(A) 1/4" eye	14-16	25 pk
10409	9826	(A) 5/16" eye	14-16	25 pk
10410	9945	(E) 5/16" eye	10-12	25 pk

Female Spade Type Terminals

PCP	OEM	Description
10412	9904	(B) 1/8" (10 pk)
10413	9905	(C) BT Neutral switch (5 pk)
10414	9931	(B) 3/16" (10 pk)
10415	9914	(B) 1/4" (10 pk)
10416	9925	(D) 1/4" Right angle (10 pk)
10417	71774-77	(F) 1/4" right angle insulator (10 pk)

Connector Tabs-10 pack

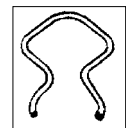
- 10428 2 Terminal (72275-74)
- 10429 3 Terminal (72277-74)



Handlebar Wiring Clip 1973-on

Stainless steel clip attaches wire to bars at stock hole locations or can be drilled.

- 17104 56062-73 (10 pack)



HEAT SHRINK TUBING



For safe, clean custom wiring jobs, cut to length, thread your wires and carefully apply heat. The insulation shrinks to a perfect custom fit around your wires.

- 4931 1/4" x 4' length
- 4933 3/8" x 4' length
- 28712 5/8" x 4' length

BLACK ONLY