

# Section 5A

## Exhaust

**BT to 1984, XL to 1985**

Baffles-Brackets-Clamps .....	6,14-17
Drag Pipes .....	2, 7-9
Exhaust Reproductions .....	2-6, 13
Hardware .....	14
Mufflers .....	11-12
Heat Shields .....	2, 5, 13, 19-20

### **Cycle Shack**

FL 1949-84 .....	7,9
FXE, FXWG .....	7-10
FXR .....	10-11
Ironhead 1957-85 .....	10
Paughco .....	3-5, 8, 10

# Stock 2 Into 1

Note: All systems 4 piece construction except 1965-69 model which is 3 piece incorporating the Y-flat pipe construction.



## Early Style Two into One Exhaust 1936-69

Once hard to find two into one exhaust pipe system designed to replace stock style systems. Will fit rigid or swing arm frames. Made from 1-3/4" tubing chrome plated, order clamps separately.

PCP	Years	Finish	Model
95831	1936-47	Chrome	FL-EL
95832	1941-47	Chrome	Knuckle
95833	1941-47	Black	Knuckle
95836*	1948-57	Chrome	Pan
95837*	1958-64	Chrome	Pan
95838	1958-64	Black	Pan
95839	1965 only	Chrome	Pan FL-74 3 pc
95840	1966-69	Chrome	Shovel FL-FLH 3 pc



NOTE\* Y-pipe features correct saddle and flat pipe includes riveted bracket. 1 3/4" O.D.



## Exhaust Repair Ports

Aluminum castings to be welded on broken or damaged heads. Use PCP# 16506 steel pipe flanges to repair Shovel pipe flanges. Sold in pairs.

PCP	Years	Models
16505	1948-65	Panhead
16509	1966-84	Shovel
16506	1966-83	Shovel



## Stock Type 2 into 1 - Chrome Pipes

Single type for 1970-84 FLH type fits Shovelheads when the front pipe is inside front frame tubes.

- 95800 Kick 1970-84 FL-FLH
- 95806 K & E 1970-84 FLH with heat shields
- 95801 Electric only, 1970-84 FL-FLH
- 95804 1980-84 FLT




## Chrome 3 Piece Heat Shield

For use on 1970-84 2:1 exhaust.

45561

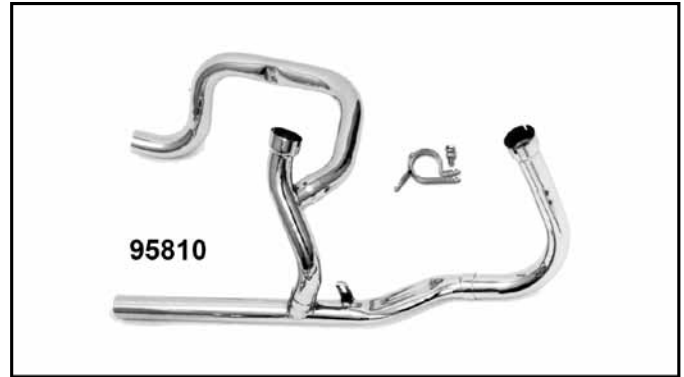
# True Dual Exhaust



95827 Installed



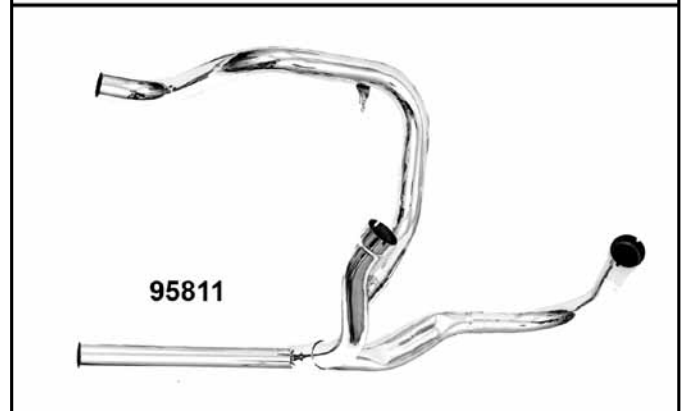
95827



95810



95826



95811

## True Dual Chrome Exhaust Systems

These systems feature a single pipe for each side. Each pipe is independent, rear pipe for the left and front pipe for the right without intersection. Panhead styles fit with or without mouse-trap. 1-3/4" O.D. Order 2 piece heat shield set separately.

PCP	Application	Heat Shield
95825	1948-64 Panhead	-
95826	1965 Panhead	-
95828	1966-69 Shovelhead	94041
	Above for Kick or electric	
95827	1970-84 Shovelhead FLH	-
95829	1980-84 Shovelhead FLT	94043



95829



95917

## Run Roader Exhaust Systems

95916	1970-84 Cross-over header
95917	1970-84 2 into 1

## Panhead 'S' Pipe Crossover Systems 1948-65

Paughco 1-3/4" single and dual crossovers for rigid and swingarm frame panheads. Four different systems that feature front "squish" pipes. Complete your exhaust system by combining these headpipes with tailpipe extensions or universal mufflers. Heat shields are recommended.

### Crossovers for Swingarm Frames Only

Designed for models with electric start.

PCP	Application
95826	3 Piece single crossover with mounting bracket
95811	4 Piece crossover duals that can be used with a kicker

### Crossovers for Rigid and Swingarm Frames


These systems are for use on **kickstart models only**, but they will also work with a mousetrap.

95810	4 Piece crossover duals with mounting bracket
95825	2 Piece single crossover with mounting bracket

### Heat Shields

PCP	Fitment
94033	Crossover on #95811
94031	Crossover on #95809

# Paughco



## Panhead 'S' Pipe Crossover Systems 1966-69

**Paughco** 1-3/4" single and dual crossovers for rigid and swingarm frame Shovelheads. Three different systems that feature front "squish" pipes. Complete your exhaust system by combining these headpipes with tailpipe extensions or universal mufflers.

### Crossovers for Swingarm Frames Only

Designed for models with kick or electric start.

#### PCP Application

- 95828** 3 Piece single crossover with mounting bracket  
**6050** 4 Piece crossover duals

### Crossovers for Rigid and Swingarm Frames

These systems are for use on **kickstart models only**.

- 95809** 3 Piece single crossover with mounting bracket



### Heat Shields

- 94033** Crossover on #6050  
**94034** 2 Piece exhaust covers for #6050



## Chrome Up Sweep Header Sets by Paughco

Pipes include brackets and will accept straight fishtail extensions or mufflers which must be purchased and mounted separately. Three piece systems feature an 'S' type front pipe for better ground clearance PCP# 95855 and #95986 will not fit with electric start wrap around oil tank. PCP#95854 and #95987 can only be used with FXE type battery box. PCP# 95855 must be used with hydraulic brakes only.

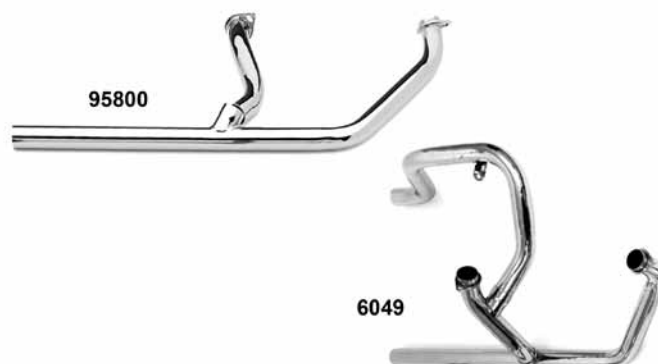
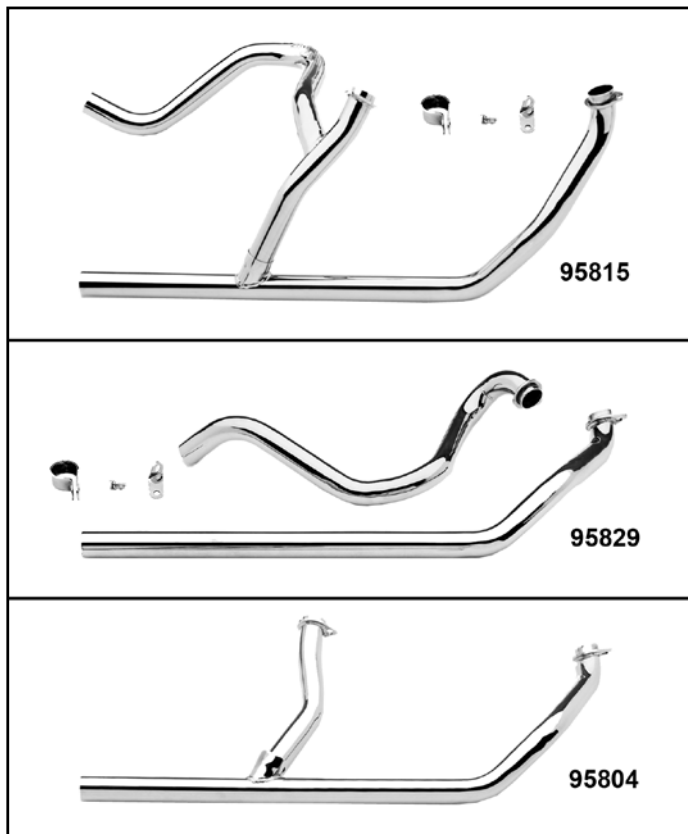
PCP	Application	Type
<b>95835</b>	1948-57 Pan	Rigid (3 pce system)
<b>95853</b>	1958-65 Pan	Swing arm (3 pce system)
<b>95854</b>	1966-69 Early Shovel	Swing arm
<b>95855</b>	1966-69 Early Shovel	Rigid (3 pce system)
<b>95986</b>	1970-84 Late Shovel	Rigid
<b>95987</b>	1970-84 Late Shovel	Swing arm

## T/L Chrome Crossover Pipe Shovelhead

For FL models 1970-84.

- 95774** 65494-70





## Paughco Crossover Systems 1980-83 Touring

1-3/4" Single and dual crossover headpipe sets for 1980-83 Shovelhead 5 speed FLT and FLHT models. Complete your exhaust system by combining these headpipes with tailpipe extensions or universal mufflers. Heat shields are recommended.

### Single and Dual Crossover Headpipe Set

PCP	Application
95829	2 Piece single crossover with mounting bracket
95815	3 Piece crossover duals with mounting bracket

### 2-Into-1 Headpipes

95804	Headpipes only
-------	----------------

### Heat Shields

PCP	Fitment
94028	Front shield on #95829, #95815 and #95804
94029	Low front shield on #95815 and #95804
94056	Rear pipe on #95829 and crossover on #95815
94058	Rear pipe on #95815
94023	Rear pipe on #95804



## Paughco Crossover Systems FL 1970-84

1-3/4" Independent and crossover pipes for 1970-84 Shovelhead FL models with swingarm frames. Two different crossover systems and a set of 2-into-1 head pipes for 1970-84 Shovelhead engines in 4 speed swingarm frames with kick or electric start. Complete your exhaust system by combining these headpipes with tailpipe extensions or universal mufflers. Heat shields are recommended.

### Single and Dual Crossover Headpipe Set

PCP	Application
95827	2 Piece single crossover with mounting bracket
6049	3 Piece crossover duals

### 2-Into-1 Headpipe Set

Accepts the stock kickarm and clears the floorboards and HD factory highway bars.

95800	Headpipe set only
-------	-------------------

### Heat Shields

PCP	Fitment
94017	Front heat shield for #95827, #6049 and #95800
94018	Low front heat shield for #6049 and #95800
94033	Crossover on #6049
94059	Snail heat shield for left side crossover on #6049


# Dual Exhaust to 1984



## Chrome Dual Pipe Cross Over Systems

Do not include mufflers, clamps or shields.

- 95809** Panhead 1949-57 rigid mechanical w/mousetrap
- 94031** Shield for above
- 95810** Panhead 1958-64 w/mousetrap
- 94032** Shield for above
- 95811** Panhead 1965 only w/mousetrap K&E (4 pc)
- 94033** Shield for above
- 6050** Shovelhead 1966-69, 4 piece K&E
- 6049** Shovelhead 1970-84, 3 pc K&E
- 94036** Shield for above
- 95815** FLT 1980-83
- 94038** Shield for above



## FLH Dual Exhaust Pipe Clamp Kits

Order pipe support separately for 1958-84.

**PCP Application**

- 16331** 1958-65
- 16332** 1966-69
- 16333** 1970-84
- 3759** 1958-84 Right side support tube
- 3762** 1958-84 Left side support tube




## Rear Cross-over Pipe Clamp

Bolts to rear cylinder base. Each

**PCP Application**

- 16237** 1954-61, cad (65510-54)
- 16335** 1962-64, chrome (65510-61)



# Drag Pipes



## 1948-65 Panhead 1-3/4" Drag Pipes from Cycle Shack

38" Long pipe sets fit all Panheads from 1948-65 with rigid or swingarm frames and with mechanical or hydraulic brakes. Brackets not included. Pipe sets can be mounted using PC #630 "P" clamps and universal flat straps.


6415 PHD-109



## 1970-84 FL-FLH 1-3/4" Drag Pipes-Cycle Shack

36" Long drag pipes have hidden channel mounts to use a BK-5 bracket kit (not included). Fits 1970-84 FL-FLH 74-inch and 80-inch nosecone Shovelhead motors with either kick or electric start. Inside-the-frame front pipe can be used with factory floorboards and forward mounted master cylinder and an under-the-transmission rear pipe to clear large battery on FLH and Police Specials as well as dressers with factory crash bars and bags. To retain floorboards use #2066 bracket

6270 PHD-103



## 1971-84 FX/B/E/S, FXEF and to 1982 FXWG Drag Pipes from Cycle Shack

True 40" length pipes with slash cut ends and hidden channel mounts for use with a BK-2 bracket kit (not included). Best fit and ground clearance of any aftermarket pipes.

PCP O.D.  
6214 1-3/4" (PHD-108)



## L1970-84 FL, FLH 1-3/4" Drag Pipes from Cycle Shack

True 40" length drag pipes with slash-cut ends and hidden channel mounts for use with BK-2 bracket kit (not included). Fits 1970-84 FL-FLH models with nosecone Shovelhead motors with both kick and electric start. Sheet metal relay cover under battery must be removed. Will not fit dresser models with crash bars and bags.

95188 PHD-146

**Warning: Pipes on this page have less ground clearance than original equipment and are designed for modified cycles with lengthened fork tubes. To avoid scraping on right hand turns, do not use these pipes unless front end is stretched at least 4" longer than stock or serious injury could result.**

All Cycle Shack Drag Pipes have slotted mounts on rear of pipe. Must use mount brackets on page 5A-14. (Not supplied with Cycle Shack Drag Pipes)



# Drag Pipes



## 1973-84 FX, FXE 2" Over and Under Radii Drag Pipe Set

FX models must use OEM type FLH right side muffler support #3759.

PCP

95977 Set  
831 Baffles



## 1971-84 FXE 1-3/4" MCM Drag Pipe Set

With formed heat shields are 1-3/4" slash cut style 38" length. Pipes mount by 'P' clamp.

95956 Fits 1971-84 FXE



## Paughco FX Slash Cut Drag Pipes

40" long drag pipes are designed for shovelhead 4 speed FX models with kick or electric start and a swing out kicker arm. Features slider channels for use with hanger bracket #82123. Heat shields for the front and rear pipes are recommended.

PCP Style  
95903 Slash cut

## Chrome Up Sweep Header Sets by Paughco

Pipe and bracket set will accept straight fishtail extensions or mufflers which are sold mounted separately. Three piece systems feature an 'S' type front pipe for better ground clearance PCP# 95855 and #95986 will not fit with electric start wrap around oil tank. PCP#95854 and #95987 can only be used with FXE type battery box. PCP# 95855 must be used with hydraulic brakes only.

PCP	Application	Type
95835	1948-57 Pan	Rigid (3 pce system)
95853	1958-65 Pan	Swing arm (3 pce system)
95854	1966-69 Early Shovel	Swing arm
95855	1966-69 Early Shovel	Rigid (3 pce system)
95986	1970-84 Late Shovel	Rigid
95987	1970-84 Late Shovel	Swing arm

## Heat Shields

PCP	Fitment
94015	Front pipe
94016	Rear pipe
82123	Hanger bracket



# Staggered Pipes



## 1966-69 Shovelhead 1-3/4" Staggered Duals

Cycle Shack 1-3/4" muffer pipe sets for Shovelhead, generator style motors 1966-69. Front pipe is routed outside frame and the rear pipe under the transmission. Oil lines may need to be re-routed if motor has a late model oil pump. True one-piece construction pipes feature concealed mounting studs and are complete with mounting bracket (BK-74).

**6411** Slash cut style (PHD-113SS)

## Slash Cut 12" Muffer Pipe Baffles

**3315** All steel construction (ea)



## 1971-84 FX and 1980-82 FXWG Cycle Shack 1-3/4" Staggered Duals

PHD-115 series muffer pipes offer 1-3/4" O.D. head pipes, 2-1/2" O.D. tapered mufflers, 16-gauge tubing, true one-piece construction, and the best ground clearance of any FX pipes in the aftermarket. Includes mounting BK-2 bracket.

**6416** Tapered style (PHD-115T)

**6418** Slash-cut style (PHD-115SS)



## 1970-84 FL-FLH Kick and Electric Start Cycle Shack Staggered Mufflers


Cycle Shack muffer pipes fit 1970-84 FL and FLH models with 74" and 80" Shovelhead motors with big batteries and both kick and electric starters. They feature an over-the-transmission rear pipe and a front pipe that clears stock floorboard mounts. Sheet metal relay cover under the battery must be removed. Will not fit dresser models with factory crash bars and bags. Features include 1-3/4" head pipes, true one-piece construction, all steel baffle, show-chrome, and great ground clearance. Mount bracket (BK-2) included. Must use late style swing out style kick arm.

**6207** Tapered style (PHD-119T)

**6208** Slash-cut style (PHD-119SS)

**6209** Turn-out style (PHD-119TO)

# Pipes



## Paughco 1-3/4" Staggered Dual Exhaust

Complete, 38" long exhaust systems are designed for shovel-head 4 speed FX models with kick or electric start and a swing out kicker arm. Features slider channels and includes a hanger bracket for installation. Heat shields for the front and rear pipes are recommended.

PCP	Style
95900	Super slash cut
95901	Tapered muffler set
95902	Megaphone muffler set

### Heat Shields

PCP	Fitment
94015	Front pipe
94016	Rear pipe
82123	Hanger bracket



## Cycle Shack Staggered Duals-1979 XL's

A 1-3/4" exhaust system made exclusively for the 1979 Sportster. Includes mounting bracket.

6224	Tapered style (PHD-117T)
------	--------------------------



## Muffler Pipes-Cycle Shack 1957-85

These classic staggered duals feature our exclusive 16 gauge one-piece construction, 1-3/4" O.D. head pipes, 2-1/2" O.D. mufflers, all steel baffles, show-chrome, and the famous Cycle Shack fit for all "Ironhead" Sportsters, 1957-85 (**will not fit 1979 models**). When used on 1980-85 models, use our #2067 brake pedal stop). Mount bracket BK-4 included.

6445	Tapered style (shown)(PHD-112T)
6447	Slash-cut style (PHD-112SS)
6205	2" Tapered style (PHD-212T)
6298	1 3/4" x 40" drag pipes (PHD-110)



## Cycle Shack Muffler Pipes

These pipes feature 1-3/4" O.D. head pipes, one piece construction, 16 gauge tubing and 2-1/2" mufflers to keep the exhaust off the rear pipes and rear wheels. Provides excellent ground clearance. Fits 1982-83 Shovelhead FXR and FXRS models. Hardware included. Mounts on stock bracket. Designed to be used with factory clamps.

6429	PHD-122-SS
------	------------

# Mufflers



## Turn Out Mufflers for Big Twin 1958-84 4 Speed

By using FLT muffler clamps #16227 these mufflers can be installed on 1980-84 FLT's. Great for single or dual exhaust use on FLH models. 3" diameter. Slots and brackets on rear of muffler. Mount track on back, sold each.

- 95700** 29" Long x 3" body O.D. (pictured)
- 95701** 36" Long x 3" body O.D.
- 3078** 3" Body clamps (pair)
- 629** 1-7/8" End clamps (pair)



95714

## Cycle Shack Mufflers for FXR-FXRS-FXLR

Replacement mufflers for the 1982-86 FXR-FXRS-FXLR models. Choice of classic tapered, bold "SS", or stylish turn-out styles to give your FXR a new look and improved performance with these low restriction show-chrome beauties. Includes hidden channel mounts and T-bolts for mounting to factory support tube. Uses stock clamps. **Sold in pairs.**

- 3534** Turn-Out mufflers for 1982-86 FXR-FXRS
- 3536** Tapered mufflers for 1982-86 FXR-FXRS
- 3538** Baloney-Slice "SS" mufflers for 1982-86 FXR-FXRS



6329




95735

## Cigar-Type Mufflers - Chrome (Each)

Chrome plated, these mufflers are exact replacements for all 1950-66 FL, FLH. 1-3/4" Inlet, 3-1/4" Body Diameter.

PCP	Fits	Length
6329	1950-57	24", (Preston) (65235-50)
95735	1950-57	24" Black (Preston)
95706	1950-57	24" USA made (65235-50)
95707	1958-66	22" USA made (65240-58)
3095	All	Stainless clamp, body (65293-58)
629	All	Inlet clamps (pair)



## 1970-84 FLH Muffler - Chrome

OEM type construction featuring diagonal cut end with fluted side markings, replaces 65242-70B. 28" Long.

- 95704** Chrome muffler 3-1/4" body O.D.
- 3079** 3-1/4" Body clamps (pair)
- 628** 1-3/4" End Clamp (each)



94700

94701


94702

## Chrome Original Style XL and FX Mufflers

OEM seam type replaces 65230-65 for Sportsters and Super-glides. 2-1/2" body O.D.

**Sold Each**

- 94700** 1958-61 Sportster (65230-58) 17"
- 94701** 1962-64 Sportster (65230-62) 19"
- 94702** 1965-76 Sportster (65230-65A) 19 1/4"  
1971-76 FX, FXE



## 1967-69 Side Draft Muffler - Chrome

Chrome plated replica of OEM 65240-67 on FLH models. For restoration or nostalgic look on later models, 3-1/4" Dia. x 28" long, 1-3/4" inlet. sold each.

- 95702** Chrome muffler

# Fishtails & Tips



## Classic Fishtail Muffler

Show-chrome muffler with an antique style tip. This clean, bracketless muffler allows left or right side mounting and has a 1-3/4" inlet. 31 1/2" long with 2-1/2" body O.D.

**6507**



## FL Style Fishtail Mufflers

Show-chrome replica of the 1958-66 FL muffler. This clean, bracketless muffler allows left or right side mounting and has a 1-3/4" inlet. Available in two lengths. 3-1/4" body O.D.

**6042** 28" long (65244-62) (each)

**6043** 33" long (65258-88T) (each)



## Un baffled Fishtail Straight Pipes for 1 3/4"

**94000** 30" Fishtail straight pipe, 1 7/8 O.D. pre '85 (each)

**94001** 36" Fishtail straight pipe, 1 7/8 O.D. pre '85 (each)



## Fishtail Mufflers - Chrome

2-3/4" diameter with inlet to fit 1-3/4" O.D. pipes. Steel baffle core. Clamps sold separately.

**6351** 30" long (each)

**6352** 36" long (each)

**3077** Body clamps 2-3/4" (pair)

**629** End clamps 1-7/8" (pair)



## Chrome FLT-FLHT Muffler Sets 1980-84

Mufflers fit the existing clamps and hangers.

PCP	Type	Length	O.D.	Body Clamp
<b>95749</b>	Turnout	31"	3"	<b>16227</b>
<b>95750</b>	Fishtail	30"	2.5"	
<b>629</b>	End clamp			



## Fishtail Tips for 1-3/4" Pipes

Chrome exhaust tips slip over the outlet of the muffler or straight pipe. Available in 1-3/4" inlet diameter, these classic fishtail tips measure 7" long and 5-5/8" high. (Sold each).

**3774** Fishtail 1-3/4" diameter x 7" length



## Knucklehead Stock Replacement Muffler

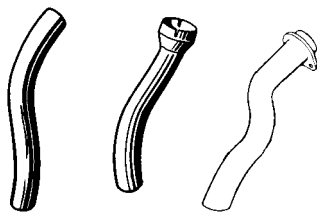
Replaces OEM 65251-41. Fits all Big Twins 1941-49.

Muffler body O.D. 3 1/4"

**93005** Black (1001-41)

**93006** Chrome 3-1/4 O.D.

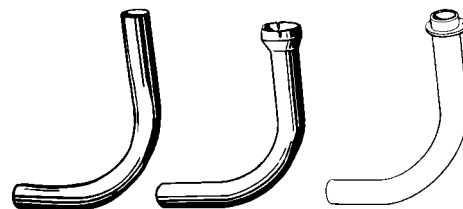
# Early Exhaust Pieces



## Rear Cylinder Pipe

For use with single exhaust

PCP	Application
94503	Knuckle 1936-47 chrome (65493-36)
94526	As above, black
94504	Pan 1948-65 chrome (65493-48)
94527	As above, raw
94505	Shovel 1966-69 chrome (65493-66)



## Front Cylinder Header Pipe

PCP	Application
94500	Knuckle 1936-47, chrome (65440-36)
94524	As above, black
94501	Pan 1948-65, chrome (65440-48)
94502	Shovel 1966-69 (65443-66)



## Rear Cross-over Pipe

Chrome to fit into rear header pipe and cross over to left side

PCP	Years	OEM
94520	1948-64	65494-61
94521	1965-69	65494-65
94522	1970-84	65494-70



## Rear Exhaust Pipes

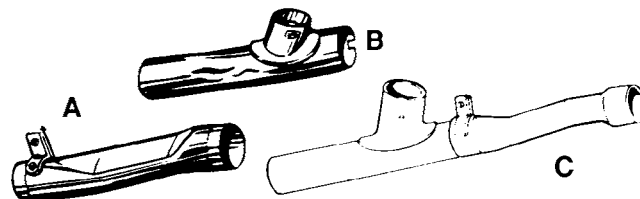
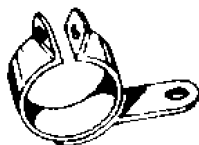
Chrome for Big Twin® with crossovers.

PCP	Application
94506	1958-64 Pan (65496-61)
94508	1966-69 Shovel, for most aftermarket dual exhaust only

## Rear Cross-over Pipe Clamp

Bolts to rear cylinder base, sold each

PCP	Application
16237	1954-61, cad (65510-54)
16335	1962-64, chrome (65510-61)



## Stock Exhaust Connector (Flat) and Y Pipes

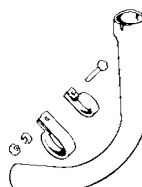
PCP	Application
94510	(A) 9" Flat, chrome 1936-64 (65465-36)
94516	Flat replica with rivets, chrome 1936-64 (65465-36)
94515	(B) Y 16" exact replica, chrome 1958-64 (65505-58)
94518	As above, black 1958-64 (65505-58)
94519	(B) Y 10-1/2", chrome 1941-57 (65505-41)
94514	As above, black 1941-57 (65505-41)
94523	(C) Combo exact replica, chrome 65-69 (65538-65)



## Chrome Flex Exhaust Covers (Sold Each)

For all Big Twin® 74 & 80, 1-3/4" and 1-1/2" to fit all 45 models. Slides on. Use on 1948-65 Panhead with 2 piece exhaust system.

	Model	I/D
2419	74 & 80	1-7/8", 10-1/4" to 13-1/2"



## Front Pipe to Frame Clamps

For 1936-65. Includes 65512-37A pipe clamp and 65513-58 to frame, black finish, for secure installation.

16235	Set (parkerized)
16236	Frame clamps ( each)

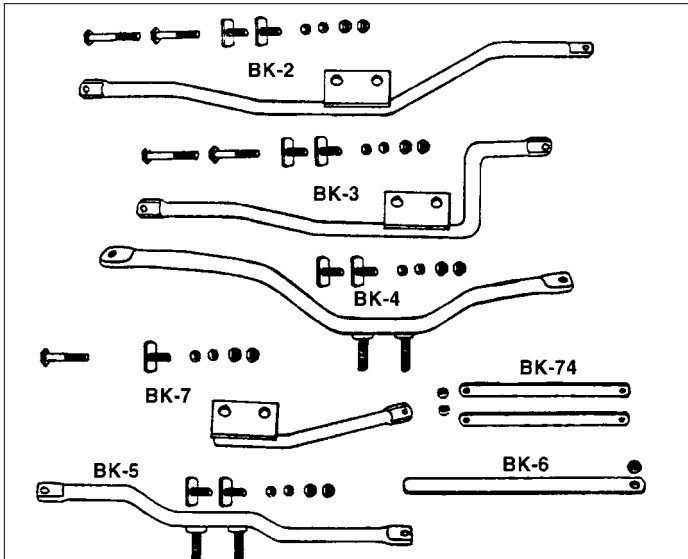


## Left Side Cross Over Heat Shields

Fits Paughcho left side pipe 1948-64 and stock 1961-64 cross over.

94009

# Mounting Hardware



## Cycle Shack Mounting Brackets

Supports are available to fit Cycle Shack's muffler and drag pipes. A universal strap bracket is also available to fit most other pipes. Black finish.

### PCP Application

- 6650** FXE PHD-115/PHD-215 series muffler and PHD-108 and PHD-208 drag pipes (BK-2)
- 6651** FLH electric start only PHD-118 series (BK-3)
- 6652** XL PHD-112 and PHD-117 series mufflers and PHD-110 and PHD-210 drag pipes (BK-4)
- 6653** Late FLH's with kick and electric start PHD-103 and PHD-120 drag pipes (BK-5)
- 27007** 12" Strap bracket for rear pipe on PHD-121 series muffler and PHD-111 and PHD-113 series Shotgun pipes (BK-6)
- 6654** Early FLH PHD-125 series pipes (BK-7)
- 732** Pair of 12" long universal strap brackets to fit other pipes for the H-D 74" engine produced with mounting studs. Not for use with adjustable channel mount. (BK-74)



## T-Bolt Set

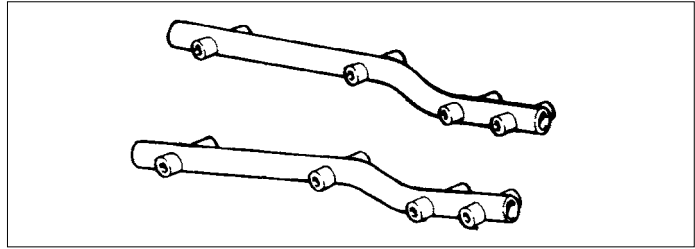
For use with muffler pipes that have channel type mounting. Includes nut.

- 797** 5/16" x 18 bolt set (pair)
- 807** FXR T-bolt set (gold) (4 pack)



## 1982 FXR Exhaust Pipe Bracket-Zinc

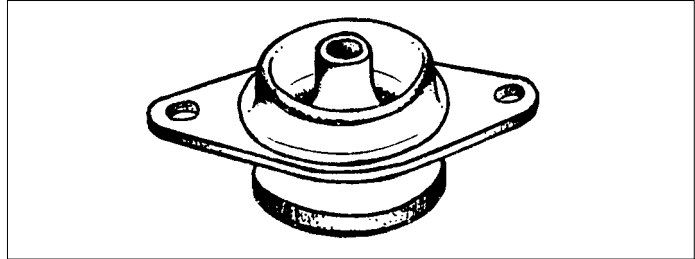
**27271** Rear (65671-82)



## FL Muffler Support Tubes (Black finish)

For use on FL 1958-84.

- 3759** Right (65318-58A)
- 3762** Left (65318-59B)



## FXR Exhaust Bracket Mounting Block

Fits all FXR 1982-86 models. Replaces 65780-82. Each. **27242**

## Brake Pedal Stop

The 1980-E87 Sportster® have a combination mounting bracket and brake pedal stop welded to the stock pipes. When the pipes are replaced, it is necessary to either cut off and re-use the stock brake pedal stop or to use our #2067 which does not have to be welded to the new pipes.

**2067**



**2066**



**4700**



## Floorboard Bracket FLH 1970-84

This bracket must be used to replace the right side factory floorboard mount if you want to retain floorboards on an FLH when using our series muffler pipes and drag pipes.

**2066**

## Right Rear Mount Bracket 1970-84

1970-on foot board mount stud replaces 50655-70, zinc plated. **4700**

# Exhaust Clamps



**Offset Bracket**  
For exhaust systems.  
730



**Sportster® Front Pipe Clamp**  
Replaces OEM 65514-58. Use on all 1958-78 XL's. Also can be used as a universal hanger. Chrome plated. Sold each.  
1436




635

## Exhaust Port Clamps

Unique design allows bolt to be nearer the exhaust pipe for positive clamping strength. Also permits easy access with wrenches. Exceptionally strong chromed steel with allen bolts. Sold in pairs.

635 Sportster® XL 1957-85  
636 Panhead 1948-65



## Chrome Universal Flat Straps

Sold Each  
580 3"  
632 6"  
581 8"



16227

## FLT Muffler Clamps

Choose body or inlet clamps for 1979-84 when installing custom mufflers, sold in pairs.

PCP	OEM	Item	Finish	Year
16227	3" I.D.	Body clamp	Chrome	1980-84



16209

16203

## Frame Mounting Clamp Sets

1" Frame clamp for mounting exhaust pipes or foot pegs. Sold in pairs.

PCP	Finish
16203	Chrome
16209	Black



5478

## Super Manifold Clamps

These high quality stainless steel aircraft clamps are designed with a heat treated T-bolt and self-locking nut.

5478 All XL's 1957-84 (sold in pairs)



## Stainless Steel Muffler Body Clamp Set

Sold as a pair for 2-1/2" muffler body. Fits 1952-56 K and 1957-76 XL. Replaces 65279-57.  
20112

## Kreem Blue Shield

Internal exhaust pipe sealant designed to prevent 'pipe blueing' on properly tuned motors. Since blueing is caused by excessive heat, it may still occur if an engine is not in proper tune or if the carburetor is jetted too lean. Slight blueing may occur on pipes with extremely sharp bends coming from heads. Install on new, clean pipes only.

78008 Each






# Exhaust Clamps

**P Clamps-** 1/8" Thick steel by 7/8" wide with an adjustable flat bar measuring approximately 6-1/2" long.

PCP	Size	Finish	UM	Application and Use
787	1-1/2"	Chrome	Each	
788	1-3/4"	Chrome	Each	
778	2"	Chrome	Each	



Center Clamps				
PCP	Size	Finish	UM	Application and Use
774	1-1/4"	Chrome		Pipe and muffler
775	1-3/8"	Chrome		Pipe and muffler
627	1-1/2"	Chrome		Pipe and muffler
776	1-5/8"	Chrome		Pipe and muffler
628	1-3/4"	Chrome		Pipe and muffler
629	1-7/8"	Chrome	Pair	Pipe and muffler
3768	2"	Chrome	Each	Pipe and muffler



**Aircraft Style Exhaust Clamp-** 1/8" Thick rolled steel design to allow the allen bolt to be closer to the pipe.

PCP	Size	Finish	UM	Application and Use
3318		Chrome	Pair	1948-65 Panhead (65274-88T)
3314		Chrome	Pair	1957-85 XL (65273-88T)
16239		Chrome	Pair	1957-85 XL Extra wide



Header Clamp Set				
PCP	Size	Finish	UM	Application and Use
16568		Stainless steel	Pair	1948-65 FL 2-1 with hex bolt (65519-48)
16288		Stainless steel	Set	1952-56 K model, 1957-78 XL



## Knuckle Clamp Set 1937-40

- 19002 Parkerized
- 19211 Chrome



## BT Clamp Set

- Knuckle 1941-47 & Panhead 1948-57.
- 19004 Parkerized
- 19212 Chrome



## BT Exhaust Clamp Set

For 2:1 exhaust. Order exhaust and header clamps separately.

Fits 1958-65 Panhead/Shovelhead

### PCP Description

- 19213 2 chrome and 2 SS clamps
- 19214 2 SS and 2 black clamps

## FL, EL Exh/Clamps 1937-69

Clamps front lower exhaust pipe to frame. Replaces 65512-37.

- 19219 Chrome



# Exhaust Clamps & Baffles



Hanger Clamps with OEM Style Short Strap				
PCP	Size	Finish	UM	Application and Use
2549	2-7/8"	Chrome	Each	Mount muffler body to frame
3079	3-1/4"	Chrome	Pair	Mount muffler body to frame
3095	3-1/4"	Stainless Steel	Each	Mount muffler body to frame
94201	3-1/4"	Chrome	Each	Mount muffler body to frame
Hanger Clamps with Medium Strap- Mounting tabs must be drilled				
PCP	Size	Finish	UM	Application and Use
94202	3"	Chrome	Pair	
94203	3-1/4"	Chrome	Pair	
94204	3-1/2"	Chrome	Pair	
Hanger Clamps with 4-1/2" long strap				
PCP	Size	Finish	UM	Application and Use
3075	1-7/8"	Chrome	Pair	Mount muffler body to frame
3076	2-1/2"	Chrome	Pair	Mount muffler body to frame
3077	2-3/4"	Chrome	Pair	Mount muffler body to frame
3066	2-7/8"	Chrome	Pair	Mount muffler body to frame
3078	3"	Chrome	Pair	Mount muffler body to frame
3080	3-1/2"	Chrome	Pair	Mount muffler body to frame
3081	3-7/8"	Chrome	Pair	Mount muffler body to frame



Pipe Baffles-Sold Each			
PCP	I.D.	Length	Description
3317	1-3/4"	4"	Mini, all steel
831	2"	4"	Mini, all steel
3556	1-3/4"	12"	Extra long, all steel
3557	2"	12"	Extra long, all steel
3315	2-3/8"		SS Silencer baffle for Cycle Shack pipes. Not straight through.

# Gaskets



## Dual Copper Clad Exhaust Gasket

Asbestos gasket sandwiched between two sheets of copper. The ultimate in sealing.

**25177** 10 pack



## Shovel Exhaust Port Fasteners

Machined head port bolts are designed to interference fit with special "E" clip locks and custom patterned offset washers. The bolt holds the pipe secure by thread tension and clamps the pipe to the head by wedging the patterned washers against the pipe while the washers are, in turn, wedged between the pipe and the "E" clip locks fitted to the bolt heads.

**2509** Shovelhead 1966-84, includes copper/asbestos gaskets




## Exhaust Stud Nut & Gasket Kit, 74" and 80"

This new improved kit prevents thread stripping in head using permanent studs. Kit includes 2 studs, 2 Sure seal flange gaskets, 2 chrome nugget nuts and lock washers.

**2662** Kit fits Shovelhead 1966-84


**25175** Gaskets only (10 pack)



## Exhaust Pipe Port Rings Only

Stamped steel exhaust pipe mounting rings for all 1966-83 Big Twins.

**16506** Pair



## Genuine James Exhaust Gaskets.

**PCP** Description

**79473** Exhaust port ring 66-83 all Shovel (65834-68-A) (10)

**79474** Steel core, 1966-83 Shovel (65834-68-SC2) (2 pk)

**79475** Fire ring 66-83 all 1200, 1340 (65834-68-SC) (10)



## Crossover Gaskets

Steel gaskets are used for installation in the crossover tube between the front and rear exhaust pipes. Fits all XL and FXR 1982-on. Each

**79470** 65781-82




## Black Exhaust Port Flange Allen Head Bolts

Fits Shovelheads 1966-84. (3201W)

**940** Sold in 10 Packs.

# Heat Shields



## Chrome Universal Straight Heat Shields

Heat shields include mounting clamps and are available for 1 3/4" or 2 1/4" pipes. Sold each.

### For 2-1/4" Pipes

- 45206** 4" heat shield
- 45209** 10" heat shield

### For 1-3/4" Pipes


- 94012** 10" heat shield
- 94013** 12" heat shield
- 94014** 18" heat shield



## Universal Heat Shields

Fit 1 3/4"-2" Pipes. Includes clamps for installation. Each.

PCP	Length	Type
<b>3760</b>	9"	Perforated
<b>45153</b>	8"	Flame
<b>45154</b>	11"	Flame




## Chrome Heat Shields for FLH 1970-84

Stock replacement for models listed. Worm clamps included.

PCP	OEM	App.	Item
<b>3767</b>	65561-70	Front	A
<b>3764</b>	65563-70	Rear	B
<b>95601</b>	65565-70A	Lower "Y"	C
<b>94011*</b>	as above	10"	C
<b>94030</b>	65703-65B	Left top	E 1965-84
<b>3770</b>	65707-77	Left vertical	F 1965-84

\*Notch for rear pipe fits other 2:1 FL style headers



## 1970-84 FLH Heat Shield Set

5 Piece set includes 2 for the left and three for the right side to fit dual crossover systems.

**59701**



## Heat Shield

Fits the lower part of the front pipe on FL crossover dual or 2-into-1 exhaust systems for Softail® models.

- 94011** 10" Long with notch
- 1164** 7" Long. Fits 1-1/2" to 2" O.D. pipes.

# Heat Shields



## Chrome Heat Shields

Stock replacement shields include worm clamps.

**PCP Application**

**45563** 1980-84 FXWG (65556-80)



## Chrome XL-XLS Pipe Shield

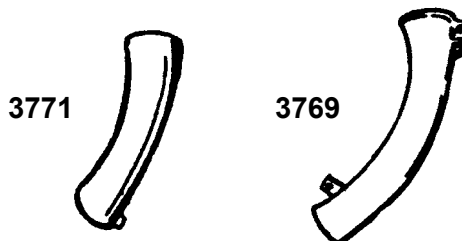
Replaces 65532-82A on XL-XLS 1983-85 models.  
**45559**



## Chrome Hot Spot Cover

These Chromed Hot Spot Covers fit FL's where the front cylinder pipe meets the rear cylinder pipes. Just push to snap on.

**464** Fits FL's 1970-84



## Sportster Exhaust Pipe Heat Shields

Chrome covers for 1957-on stock or drag pipes.

**3769** 65728-66 Front 1958-84

**3771** 65702-68B Rear 1958-84

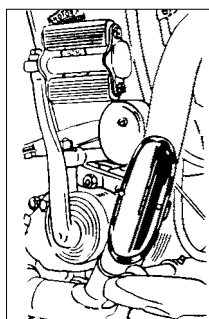
**3766** 65698-66 Rear early small type 1957-84

## Early Heat Shield - Chrome

Chrome, replica "Spoon" as OEM 65700-38.

**94002** 5-1/2" Type

**94003** 9" Type



## Chrome Heat Shields

**3171** Front FLT 1981-91



## Muffler/Drag Pipe Heat Shields

Designed to fit with either drag or muffler type pipes. Covers do not have cut out for cross-over tube. Sold in sets.

**94019** Smooth FXE Shovelhead